

**Town of Spring Lake
Spring Lake, North Carolina**

Audited Financial Statements

Year Ended June 30, 2020

Town of Spring Lake, North Carolina

Audited Financial Statements

For the Year Ended June 30, 2020

Board of Aldermen

Larry D. Dobbins, Mayor

Taimoor Aziz, Mayor Pro-Tem

Sona Cooper

Jackie Jackson

James O'Garra

Fredricka Sutherland

Administrative and Financial Staff

Samantha Wullenwaber, Interim Town Manager

Adam Lindsay, Interim Finance Director

Town of Spring Lake, North Carolina
Table of Contents
June 30, 2020

Financial Section:	<u>Page</u>
Independent Auditor's Report	1
Management's Discussion and Analysis	3
 Basic Financial Statements:	
Government-wide Financial Statements:	
Statement of Net Position.....	12
Statement of Activities	13
Fund Financial Statements:	
Balance Sheet - Governmental Funds.....	14
Statement of Revenues, Expenditures, and Changes in Fund Balances - Governmental Funds.....	16
Reconciliation of the Statements of Revenues, Expenditures, and Changes in Fund Balances of Governmental Funds to the Statement of Activities	17
Statement of Revenues, Expenditures, and Changes in Fund Balances - Budget and Actual:	
General Fund.....	18
Spring Lake Acquisitions, Inc. Fund.....	19
Statement of Fund Net Position - Proprietary Fund	20
Statement of Revenues, Expenses, and Changes in Fund Net Position - Proprietary Fund	21
Statement of Cash Flows - Proprietary Fund.....	22
Notes to the Financial Statements.....	23
 Required Supplemental Financial Data:	
Schedule of Proportionate Share of Net Pension Liability – Local Government Employees' Retirement System	59
Schedule of Contributions – Local Government Employees' Retirement System	60

Town of Spring Lake, North Carolina
Table of Contents (continued)
June 30, 2020

	<u>Page</u>
Required Supplemental Financial Data (continued):	
Schedule of Changes in Total Pension Liability - Law Enforcement Officers' Special Separation Allowance	61
Schedule of Total Pension Liability as a Percentage of Covered Payroll for the Law Enforcement Officers' Special Separation Allowance.....	62
Schedule of Changes in the Total OPEB Liability and Related Ratio	63
 Individual Fund Statements and Schedules:	
Schedule of Revenues, Expenditures, and Changes in Fund Balances - Budget and Actual - General Fund.....	64
Schedule of Revenues, Expenditures, and Changes in Fund Balances - Budget and Actual - Spring Lake Acquisitions, Inc. Fund.....	69
Combining Balance Sheet for Non-Major Governmental Funds.....	70
Combining Statement of Revenues, Expenditures, and Changes in Fund Balance - for Non-Major Governmental Funds	71
Schedules of Revenues, Expenditures, and Changes in Fund Balances - Budget and Actual:	
Spring Fling Fund	72
Public Safety Grants and Projects Fund	73
Street Capital Projects Fund.....	74
Recreation Capital Projects Fund	75
Schedules of Revenues and Expenses - Budget and Actual (Non-GAAP):	
Water and Sewer Fund.....	76
Water and Sewer Improvements Project Fund.....	79
Stormwater Fund.....	80
Sanitation Fund Project.....	82
Fleet Maintenance Fund.....	84

Town of Spring Lake, North Carolina
Table of Contents (continued)
June 30, 2020

	<u>Page</u>
Other Schedules:	
Schedule of Ad Valorem Taxes Receivable	85
Analysis of Current Tax Levy – Town-Wide Levy	86
Compliance Section:	
Report on Internal Control over Financial Reporting and on Compliance and Other Matters Based on an Audit of Financial Statements Performed in Accordance with <i>Government Auditing Standards</i>	87
Schedule of Findings and Questioned Costs	89
Corrective Action Plan	98
Summary Schedule of Prior Year Audit Findings	101

Financial Section

S. Preston Douglas & Associates, LLP

CERTIFIED PUBLIC ACCOUNTANTS

MEMBERS

American Institute of CPAs

N. C. Association of CPAs

Independent Auditor's Report

To the Honorable Mayor and
Members of the Board
Spring Lake, North Carolina

Report on the Financial Statements

We have audited the accompanying financial statements of the governmental activities, the business-type activities, each major fund, and the aggregate remaining fund information of the Town of Spring Lake, North Carolina, as of and for the year ended June 30, 2020, and the related notes to the financial statements, which collectively comprise the Town's basic financial statements as listed in the table of contents.

Management's Responsibility for the Financial Statements

Management is responsible for the preparation and fair presentation of these financial statements in accordance with accounting principles generally accepted in the United States of America; this includes the design, implementation, and maintenance of internal control relevant to the preparation and fair presentation of financial statements that are free from material misstatement, whether due to fraud or error.

Auditor's Responsibility

Our responsibility is to express opinions on these financial statements based on our audit. We conducted our audit in accordance with auditing standards generally accepted in the United States of America and the standards applicable to financial audits contained in *Government Auditing Standards*, issued by the Comptroller General of the United States. Those standards require that we plan and perform the audit to obtain reasonable assurance about whether the financial statements are free of material misstatement.

An audit involves performing procedures to obtain audit evidence about the amounts and disclosures in the financial statements. The procedures selected depend on the auditor's judgment, including the assessment of the risks of material misstatement of the financial statements, whether due to fraud or error. In making those risk assessments, the auditor considers the internal control relevant to the entity's preparation and fair presentation of the financial statements in order to design audit procedures that are appropriate in the circumstances, but not for the purpose of expressing an opinion on the effectiveness of the entity's internal control. Accordingly, we express no such opinion. An audit also includes evaluating the appropriateness of accounting policies used and the reasonableness of significant accounting estimates made by management, as well as evaluating the overall financial statement presentation of the financial statements.

We believe that the audit evidence we have obtained is sufficient and appropriate to provide a basis for our audit opinions.

Opinions

In our opinion, based on our audit, the financial statements referred to above present fairly, in all material respects, the respective financial position of the governmental activities, the business-type activities, each major fund, the aggregate remaining fund information of the Town of Spring Lake, North Carolina as of June 30, 2020, and the respective changes in financial position and cash flows, where appropriate, thereof and the respective budgetary comparison for the General Fund for the year ended in accordance with accounting principles generally accepted in the United States of America.

Other Matters

Required Supplementary Information

Accounting principles generally accepted in the United States of America require that Management's Discussion and Analysis on pages 3 through 11, the Other Postemployment Benefits' Schedules of Changes in the Total OPEB Liability and Related Ratios, on page 63, the Local Government Employee's Retirement System's Schedules of the Proportionate Share of the Net Pension Liability and Contributions, on pages 59 and 60, respectively, the Law Enforcement Officers' Special Separation Allowance schedules of the changes in total Pension Liability and Total Pension Liability as a Percentage of covered Payroll on pages 61 and 62 be presented to supplement the basic financial statements. Such information, although not a required part of the basic financial statements, is required by the Governmental Accounting Standards Board, who considers it to be an essential part of financial reporting for placing the basic financial statements in an appropriate operational, economic, or historical context. We have applied certain limited procedures to the required supplementary information in accordance with auditing standards generally accepted in the United States of America, which consisted of inquiries of management about the methods of preparing the information and comparing the information for consistency with management's responses to our inquiries, the basic financial statements, and other knowledge we obtained during our audit of the basic financial statements. We do not express an opinion or provide any assurance on the information because the limited procedures do not provide us with sufficient evidence to express an opinion or provide any assurance.

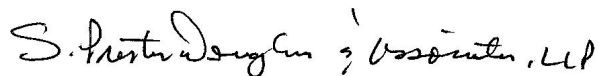
Supplementary and other Information

Our audit was conducted for the purpose of forming opinions on the financial statements that collectively comprise the basic financial statements of the Town of Spring Lake, North Carolina. The combining and individual fund statements, budgetary schedules, and other schedules are presented for purposes of additional analysis and are not a required part of the basic financial statements.

The combining and individual fund financial statements, budgetary schedules, and other schedules are the responsibility of management and were derived from and relate directly to the underlying accounting and other records used to prepare the basic financial statements. Such information has been subjected to the auditing procedures applied in the audit of the basic financial statements and certain additional procedures, including comparing and reconciling such information directly to the underlying accounting and other records used to prepare the basic financial statements or to the basic financial statements themselves, and other additional procedures in accordance with auditing standards generally accepted in the United States of America. In our opinion, based on our audit, the procedures performed as described above, the combining and individual fund financial statements, budgetary schedules, and other schedules are fairly stated in, all material respects, in relation to the basic financial statements as a whole.

Other Reporting Required by Government Auditing Standards

In accordance with *Government Auditing Standards*, we have also issued our report dated March 31, 2021 on our consideration of the Town of Spring Lake's internal control over financial reporting and on our tests of its compliance with certain provisions of laws, regulations, contracts and grants agreements, and other matters. The purpose of the report is to describe the scope of our testing of internal control over financial reporting and compliance and the results of that testing, and not to provide an opinion on internal control over financial reporting or on compliance. That report is an integral part of an audit performed in accordance with *Government Auditing Standards* in considering Town of Spring Lake's internal control over financial reporting and compliance.



Lumberton, North Carolina
March 31, 2021

Management's Discussion and Analysis

Town of Spring Lake, North Carolina
Management's Discussion and Analysis
June 30, 2020

As management of the Town of Spring Lake, we offer readers of the Town's financial statements this narrative overview and analysis of the financial activities of the Town of Spring Lake for the fiscal year ending June 30, 2020. We encourage readers to read the information presented here in conjunction with additional information that we have furnished in the Town's financial statements, which follow this narrative.


Financial Highlights

- The assets and deferred outflows of resources of the Town of Spring Lake exceeded its liabilities and deferred inflows of resources at the close of the fiscal year by \$7,978,468 (net position).
- During the year ended June 30, 2020, the Town's expenditures exceed appropriations in a majority of the budgeted departments. These overages totaled \$2,023,703 between all funds of the Town. See Note 2 in the notes to the financial statements for a schedule of the expenditures over appropriations.
- The government's total net position decreased significantly by of \$1,869,753, primarily due to net position decrease of \$1,652,931 in governmental activities. This decrease in governmental activities is attributed to increases in salaries, payroll related expenses, and pension and OPEB plan expenses, along with a decrease in unrestricted intergovernmental revenues, which includes a decrease in Local Option Sales tax by \$377,422 due to negative impacts of the COVID-19 pandemic.
- As of the close of the current fiscal year, the Town's governmental funds reported combined ending fund balances of \$871,732, with a net decrease of \$1,112,380. At the end of the current fiscal year, there was a negative balance in unassigned fund balance in the amount of \$785,521.
- The General Fund fund balance decreased by \$1,164,769 during the fiscal year ended June 30, 2020. Attributing factors causing the decrease consisted of the following: the Town hired employees for the economic development, police and fire departments, and public works department leading to a large increase in salaries and payroll related expenditures. The General Fund fund balance has decreased each fiscal year since June 30, 2017. Decreases in General Fund fund balance by fiscal year were \$514,685, \$290,224, \$820,939, and \$1,164,769 for the years ended June 30, 2017, 2018, 2019, and 2020, respectively. This represents a total decrease of \$2,790,617 since the year ended June 30, 2017 or 81.54%.
- At the end of the current fiscal year, unassigned fund balance for the General Fund was a deficit of \$671,019 or -7.69% of total General Fund expenditures. This deficit is due to the decrease in the General Fund's fund balance as described above, the increase in the restriction for Stabilization by State Statute over the prior year in the amount of \$382,841, and the addition of the restriction for streets totaling \$265,425.
- In July 2019, the Town voted to create a Town-controlled nonprofit called Spring Lake Acquisitions, Inc. or "SLA". The purpose of the entity was to transfer certain properties previously acquired by the Town inside and outside the Town limits to the SLA and to help the SLA obtain a loan of up to \$3,500,000 to allow the SLA to acquire and assemble more property for economic development purposes for the benefit of the Town. The Town and SLA entered into a support agreement on August 22, 2019, which states that the Town "promises to consider appropriating money to SLA for loan payments." Further, per the agreement, the "Town's obligation to make payments will be subject to annual appropriation of funds by the Town's Board of Aldermen." As of the date of this report, the SLA has a scheduled principal payment due on August 22, 2021 for \$875,000. For the year ended June 30, 2020, the Town paid \$86,917 for SLA loan payments.

Town of Spring Lake, North Carolina
Management's Discussion and Analysis (continued)
June 30, 2020

Overview of the Financial Statements

This discussion and analysis is intended to serve as an introduction to the Town of Spring Lake's basic financial statements. The Town's basic financial statements comprise three components: 1) government-wide financial statements, 2) fund financial statements, and 3) notes to the financial statements (see Figure 1). The basic financial statements present two different views of the Town through the use of government-wide statements and fund financial statements. In addition to the basic financial statements, this report also contains other supplementary information that will enhance the reader's understanding of the financial condition of the Town of Spring Lake.



Financial Statements

The first two statements in the basic financial statements are the **Government-wide Financial Statements**. They provide both short and long-term information about the Town's financial status.

The next statements are **Fund Financial Statements**. These statements focus on the activities of the individual parts of the Town's government. These statements provide more detail than the government-wide statements.

There are three parts to the Fund Financial Statements: 1) the governmental funds statements, 2) the budgetary comparison statements, and 3) the proprietary fund statements.

The next section of the basic financial statements is the **Notes to the Financial Statements**. The notes explain in detail some of the data contained in those statements. After the notes, additional information is provided to show details about the Town's individual funds. Budgetary information required by the N.C. General Statutes can also be found in this part of the statements.

Government-Wide Financial Statements. The government-wide financial statements are designed to provide the reader with a broad overview of the Town's finances, in a manner similar to the private-sector business. The government-wide statements provide short and long-term information about the Town's financial status as a whole.

The two government-wide statements report the Town's net position and how they have changed. Net position is the difference between the Town's total assets and deferred outflows and total liabilities and deferred inflows. Measuring net position is one way to gauge the Town's financial condition.

The government-wide statements are divided into two categories: 1) governmental activities, 2) business-type activities. The governmental activities include most of the Town's basic services such as general government, public safety, highways/streets, sanitation, economic development, culture and recreation, and debt service. Property taxes and State and federal grant funds finance most of these activities. The business-type activities are those that the Town charges customers to provide. This includes the water and sewer services offered by the Town of Spring Lake.

The government-wide financial statements can be found on pages 12 and 13 of this report.

Town of Spring Lake, North Carolina
Management's Discussion and Analysis (continued)
June 30, 2020

Fund Financial Statements. The fund financial statements provide a more detailed look at the Town's most significant activities. A fund is a grouping of related accounts that is used to maintain control over resources that have been segregated for specific activities or objectives. The Town of Spring Lake, like other state and local governments, uses fund accounting to ensure and reflect compliance (or non-compliance) with finance-related legal requirements, such as the General Statutes or the Town's budget ordinance. All of the funds of the Town can be divided into two categories, governmental funds and proprietary funds.

Governmental Funds. Governmental funds are used to account for essentially the same functions reported as governmental activities in the government-wide financial statements. Most of the Town's basic services are accounted for in governmental funds. These funds focus on how assets can readily be converted into cash flow in and out, and monies that are unexpended at year-end that will be available for spending in the next year. Governmental funds are reported using an accounting method called *modified accrual accounting*, which provides a short-term spending focus. As a result, the governmental fund financial statements give the reader a detailed short-term view that helps determine if there are more or less financial resources available to finance the Town's programs. The relationship between governmental activities (reported in the Statement of Net Position and the Statement of Activities) and governmental funds is described in a reconciliation that is a part of the fund financial statements.

The Town of Spring Lake adopts an annual budget for its General Fund, as required by the General Statutes. The budget is a legally adopted document that incorporates input from the citizens of the Town, the management of the Town, and the decisions of the Board about which services to provide and how to pay for them. It also authorizes the Town to obtain funds from identified sources to finance these current period activities.

The budgetary statement provided for the General Fund demonstrates how well the Town complied with the budget ordinance and whether or not the Town succeeded in providing the services as planned when the budget was adopted. The budgetary comparison statement uses the budgetary basis of accounting and is presented using the same format, language, and classifications as the legal budget document.

The statement shows four columns: 1) the original budget as adopted by the board; 2) the final budget as amended by the board; 3) the actual resources, charges to appropriations, and ending balances in the General Fund; and 4) the difference or variance between the final budget and the actual resources and charges.

Proprietary Funds. The Town of Spring Lake maintains one type of proprietary fund called an Enterprise Fund. Enterprise funds are used to report the same functions presented as business-type activities in the government-wide financial statements. The Town uses the enterprise fund to account for its water, sewer, sanitation, and stormwater activity.

Proprietary funds provide the same type of information as the government-wide financial statements, only in more detail. The proprietary fund financial statements provide separate information for the Water and Sewer Fund, Sanitation Fund, and Stormwater Fund, which are considered major funds of the Town.

Notes to the Financial Statements. The notes provide additional information that is essential to a full understanding of the data provided in the government-wide and fund financial statements. The notes to the financial statements can be found on pages 23-58 of this report.

Supplementary Information. The combining statements, referred to earlier about non-major governmental funds and details of the enterprise funds, can be found on pages 64-84 of this report.

Town of Spring Lake, North Carolina
Management's Discussion and Analysis (continued)
June 30, 2020

Government-Wide Financial Analysis

The Town of Spring Lake's Net Position
Figure 2

	Governmental Activities 2020	Governmental Activities 2019	Business-type Activities 2020	Business-type Activities 2019	Totals 2020	Totals 2019
Current and other assets	\$ 1,680,012	\$ 2,468,585	\$ 3,431,632	\$ 3,038,041	\$ 5,111,644	\$ 5,506,626
Capital assets	10,840,287	7,238,257	9,417,971	9,798,789	20,258,258	17,037,046
Total assets	12,520,299	9,706,842	12,849,603	12,836,830	25,369,902	22,543,672
Deferred Outflows of Resources	1,432,494	1,570,862	334,717	355,910	1,767,211	1,926,772
Current liabilities	1,007,135	697,534	990,799	628,118	1,997,934	1,325,652
Non-current liabilities	11,350,583	8,156,290	3,865,425	4,236,211	15,216,008	12,392,501
Total liabilities	12,357,718	8,853,824	4,856,224	4,864,329	17,213,942	13,718,153
Deferred Inflows of Resources	1,591,413	767,287	353,290	136,783	1,944,703	904,070
Net position						
Net investment in capital assets	4,244,917	4,332,554	6,399,781	6,547,310	10,644,698	10,879,864
Restricted	1,590,727	948,841	-	-	1,590,727	948,841
Unrestricted	(5,831,982)	(3,624,802)	1,575,025	1,644,318	(4,256,957)	(1,980,484)
Total net position	\$ 3,662	\$ 1,656,593	\$ 7,974,806	\$ 8,191,628	\$ 7,978,468	\$ 9,848,221

As noted earlier, net position may serve over time as a useful indicator of a government's financial position. The assets of the Town exceeded liabilities by \$7,978,468 at the close of the current fiscal year.

By far the largest portion of the Town's net position, 133.42%, reflects its investment in capital assets (e.g., land, buildings, machinery and equipment, and infrastructure); less any related debt used to acquire those assets that are still outstanding. The Town uses these capital assets to provide services to citizens; consequently, these assets are not available for future spending. Although the Town's investment in its capital assets is reported net of related debt, it should note that the resources needed to repay this debt must be provided from other sources, since the capital assets themselves cannot be used to liquidate these liabilities.

The restricted portion of net position, 19.94%, represents the Town's resources that are subject to external restrictions on how they may be used. The remaining balance of unrestricted net position is \$(4,256,957) or (53.36)% of the total.

Ad valorem taxes were the largest revenue contributor for the governmental funds with 44.70% of total revenues. Unrestricted intergovernmental revenues were the next largest at 40.09%.

Town of Spring Lake, North Carolina
Management's Discussion and Analysis (continued)
June 30, 2020

Government-Wide Financial Analysis (continued)

The Town of Spring Lake's Changes in Net Position
Figure 3

	Governmental Activities 2020	Governmental Activities 2019	Business-type Activities 2020	Business-type Activities 2019	Totals 2020	Totals 2019
Revenues:						
Program revenues						
Charges for services	\$ 113,122	\$ 113,065	\$ 4,224,166	\$ 4,351,622	\$ 4,337,288	\$ 4,464,687
Operating grants and contributions	742,376	272,863	571,782	484,842	1,314,158	757,705
Capital grants and contributions	-	16,350	-	-	-	16,350
General revenues						
Property taxes	3,146,202	3,254,374	-	-	3,146,202	3,254,374
Other taxes	53,046	86,636	-	-	53,046	86,636
Unrestricted revenues	2,821,864	3,188,612	-	-	2,821,864	3,188,612
Other	162,652	324,551	37,338	246,277	199,990	570,828
Total revenues	<u>7,039,262</u>	<u>7,256,451</u>	<u>4,833,286</u>	<u>5,082,741</u>	<u>11,872,548</u>	<u>12,339,192</u>
Expenses:						
General government	1,985,097	1,885,871	-	-	1,985,097	1,885,871
Public safety	4,902,372	4,331,903	-	-	4,902,372	4,331,903
Economic development	90,363	-	-	-	90,363	-
Transportation	632,698	562,152	-	-	632,698	562,152
Culture and recreation	876,312	818,728	-	-	876,312	818,728
Non-departmental	125,599	11,073	-	-	125,599	11,073
Interest on long-term debt	337,330	53,642	-	-	337,330	53,642
Water and sewer	-	-	3,966,152	3,742,666	3,966,152	3,742,666
Stormwater	-	-	209,703	204,682	209,703	204,682
Sanitation	-	-	616,675	609,569	616,675	609,569
Total expenses	<u>8,949,771</u>	<u>7,663,369</u>	<u>4,792,530</u>	<u>4,556,917</u>	<u>13,742,301</u>	<u>12,220,286</u>
Increase (decrease) in net position before transfers	(1,910,509)	(406,918)	40,756	525,824	(1,869,753)	118,906
Transfers	257,578	306,800	(257,578)	(306,800)	-	-
Change in net position	(1,652,931)	(100,118)	(216,822)	219,024	(1,869,753)	118,906
Net position, beginning	1,656,593	1,756,711	8,191,628	7,972,604	9,848,221	9,729,315
Net position - June 30	<u>\$ 3,662</u>	<u>\$ 1,656,593</u>	<u>\$ 7,974,806</u>	<u>\$ 8,191,628</u>	<u>\$ 7,978,468</u>	<u>\$ 9,848,221</u>

Capital and operating grants for governmental activities furnished resources to support the five functions of the Town: general government, public safety, transportation, cultural and recreation, and non-departmental.

Business-type activities. Business-type activities decreased the Town's net position by \$216,822. In the prior fiscal year, business-type activities net position increased by \$219,024. Key elements of the change in net position compared to prior year are as follows:

- Total revenues decreased by \$249,455 compared to the prior year primarily due to decreases in miscellaneous revenues.
- Total expenses increased by \$235,613 compared to the prior year primarily due to increases in water and sewer operational expenditures.

Town of Spring Lake, North Carolina
Management's Discussion and Analysis (continued)
June 30, 2020

Financial Analysis of the Government's Funds

As noted earlier, the Town of Spring Lake uses fund accounting to ensure and demonstrate compliance with finance related legal requirements.

Governmental Funds. The focus of the Town's governmental funds is to provide information on near-term inflows, outflows, and balances of usable resources. Such information is useful in assessing the Town's financing requirements. In particular, unreserved fund balance may serve as a useful measure of a government's net resources available for spending at the end of the fiscal year.

At the end of the current fiscal year, the Town's governmental funds reported a combined fund balance of \$871,732. Of this total amount, \$(785,521) constitutes unassigned fund balance, which is available for spending at the government's discretion. The remainder of fund balance is reserved to indicate that funds are not available for spending because these funds have already been committed 1) to liquidate contracts and purchase orders of the prior year, or 2) for a variety of other restricted purposes.

The General Fund is the principal operating fund of the Town of Spring Lake. At the end of the fiscal year, unassigned fund balance for the General Fund was \$(671,019) with a total fund balance of \$631,875. As a measure of the General Fund's liquidity, it may be useful to compare both unreserved fund balance and total fund balance to total fund expenditures. Unassigned fund balance represents -7.69% of total General Fund expenditures.

Proprietary Funds. The Town of Spring Lake's proprietary fund provides the same type of information found in the governmental-wide financial statements, but in more detail.

Unrestricted net position of the Water and Sewer Fund at the end of the fiscal year amounted to \$945,852. Unrestricted net position of the Sanitation Fund at the end of the fiscal year amounted to \$241,948. Unrestricted net position of the Stormwater Fund at the end of the fiscal year amounted to \$387,225. Other factors concerning this fund have been discussed in the Town's business-type activities.

General Fund Budgetary Highlights

During the fiscal year, the Town revised the budget on several occasions. Generally, budget amendments fall into one of three categories:

- Amendments that adjust for the estimates that are prepared for the original budget ordinance, which reflect actual cost.
- Amendments that recognize new funding from external sources, such as federal and State grants.
- Amendments that appropriate increases that becomes necessary to maintain services and obligations from prior years not completed.

Town of Spring Lake, North Carolina
Management's Discussion and Analysis (continued)
June 30, 2020

Capital Assets and Debt Administration

The Town of Spring Lake's investments in capital assets for its governmental and business-type activities as of June 30, 2020, totals \$20,258,258 (net of accumulated depreciation). The investments in capital assets includes buildings, land, infrastructure, machinery and equipment, park facilities, and vehicles.

The Town of Spring Lake's Capital Assets
(net of depreciation)
Figure 4

	Governmental Activities 2020	Governmental Activities 2019	Business-type Activities 2020	Business-type Activities 2019	Totals 2020	Totals 2019
Land	\$ 3,075,654	\$ 1,324,359	\$ 82,889	\$ 82,889	\$ 3,158,543	\$ 1,407,248
Buildings and system	4,185,248	2,600,127	-	-	4,185,248	2,600,127
Machinery and equipment	194,290	239,626	42,989	135,593	237,279	375,219
Other improvements	278,712	309,475	9,280,175	9,572,307	9,558,887	9,881,782
Vehicles and motorized equipment	548,935	207,222	11,918	8,000	560,853	215,222
Construction and progress	2,557,448	2,557,448	-	-	2,557,448	2,557,448
Total capital assets, net	<u>\$ 10,840,287</u>	<u>\$ 7,238,257</u>	<u>\$ 9,417,971</u>	<u>\$ 9,798,789</u>	<u>\$ 20,258,258</u>	<u>\$ 17,037,046</u>

Additional information on the Town's capital assets can be found in the notes on page 34 of this report.

Long-term debt. At the end of the current fiscal year, the Town of Spring Lake had total bonded debt outstanding of \$9,613,560. The large increase in outstanding debt over the prior year is due to the addition of capital leases in the General Fund and a \$3,500,000 in the Spring Lake Acquisitions, Inc. Fund.

The Town of Spring Lake's Outstanding Debt
Figure 5

	Governmental Activities 2020	Governmental Activities 2019	Business-type Activities 2020	Business-type Activities 2019	Totals 2020	Totals 2019
General obligation bonds	\$ -	\$ -	\$ 1,116,000	\$ 1,139,000	\$ 1,116,000	\$ 1,139,000
Revolving bonds	-	-	1,806,313	1,969,765	1,806,313	1,969,765
Notes payable	6,213,385	2,905,703	95,877	142,714	6,309,262	3,048,417
Capital leases	381,985	-	-	-	381,985	-
Total outstanding debt	<u>\$ 6,595,370</u>	<u>\$ 2,905,703</u>	<u>\$ 3,018,190</u>	<u>\$ 3,251,479</u>	<u>\$ 9,613,560</u>	<u>\$ 6,157,182</u>

North Carolina's General Statutes limit the amount of general obligation debt that a governmental unit can issue to 8 percent of the total assessed value of taxable property located within that government's boundaries. The legal debt margin for the Town of Spring Lake is presently at \$36,624,434 (the amount of additional debt the town could obligate itself to under NC General Statute).

Additional information pertaining to the Town of Spring Lake's long-term debt can be found in the notes on page 52 of this report.

Town of Spring Lake, North Carolina
Management's Discussion and Analysis (continued)
June 30, 2020

Economic Factors and Next Year's Budgets and Rates

The following economic indicators reflect the growth of the Town:

- Major Roadway improvements related to the U-4444B DOT Project are just about completed with only small landscaping and signage issues remaining. The NCDOT is in the planning phase with officials of the Fort Bragg Military Reservation to provide a new access gate in the vicinity of Odell Road within the corporate limits for the Town of Spring Lake. This new access will allow a more direct access from Fort Bragg into the Spring Lake commercial corridor when completed.
- Construction continues in the Balsawood Development, the Town's first "green community". Currently, fourteen (14) of the twenty (20) single family dwellings have been completed and certificates of occupancies issued. The cost of construction for each single-family dwelling is approximately \$115,000, not including land value. There are six (6) remaining single-family dwellings to be built. In addition, future plans also call for eight (8) condominium units to be constructed.
- Green Construction is a continuing theme in this community; new construction is beginning on Elizabeth and Morehead Streets respectively. There will be a total of 15 homes and will have a market sales value of over \$115,000 thus raising the land value of an area which was previously owned by the Town of Spring Lake. This is a \$1,500,000 investment into the community.
- Shoppes at the Waterford and Trades at the Waterford strip mall has been erected on Hwy 210. This space has over 9,600 square feet of rentable retail as well as manufacturing spaces with a construction cost of \$1,000,000. Currently the owners of this facility are working with the Economic Development Nonprofit program to help aid in the recruiting of 5 named projects into the Town of Spring Lake. This will be \$6,500,000 investment over five years and will create 280 jobs.
- A newly built convenience store chain, Circle K, located at 405 South Bragg Boulevard. The construction cost was \$1,920,699 and the land is valued at \$800,069. The is a new 15,750 square feet building with ten gas pumps.
- A regional grocery store chain, Compare Foods, has completed renovation efforts at the Southwind Plaza Shopping Center on North Bragg Boulevard with an approximate location size of 25,000 square feet.
- A local Japanese restaurant, Osaka Japanese Express, located at 624 Lillington Highway Suite 200 (NC HWY 210) has completed improvements. The construction cost was \$60,000 to the existing building.
- Construction of a franchise restaurant, Zaxby's, located at 130 South Third Street, was completed. The cost of construction \$702,890 and the land is valued at \$270,371.
- A local owned nail salon, Souljah Spa & Nails, located at 101 Sleepy Drive Suite 100 completed renovations. The construction renovation cost was \$44,500 to the existing building.
- A newly built medical facility, Autism Therapeutic Services, located at 102 Superior Drive was completed. The construction cost was \$1,057,675 and the land is valued at \$140,527.
- A regional retail chain, Window World, 515 North Bragg Boulevard completed building improvements. The construction cost was \$28,960 to the existing building.

Town of Spring Lake, North Carolina
Management's Discussion and Analysis (continued)
June 30, 2020

Budget Highlights for the Fiscal Year Ended June 30, 2021

Governmental Activities. To continue the Town's current level of service to its citizens, the Town's ad valorem tax rate remained the same at \$0.70. The budget does not include funding for either COLA adjustments or merit pay adjustments.

Technology improvements and security will continue to be at the forefront of future Town budgets. The Town was the victim of a cyber-attack and is working with the Town's IT provider to ensure the ongoing security and integrity of the Town's data.

Business-Type Activities. The Water and Sewer Fund is evaluating its infrastructure and may be recommending a sizeable wastewater treatment plant project for FY 21-22 in follow-up to damages sustained during Hurricane Florence. Additionally, the Town is evaluating the need for additional elevated water storage.

Neither the Stormwater Fund nor the Sanitation Fund have any new projects planned at the present time.

Request for Information

This financial report is designed to provide a general overview of the Town of Spring Lake's finances for all those with an interest in the government's finances. Questions concerning any of the information provided in this report or requests for additional financial information should be addressed to the Office of the Director of Finance, Town of Spring Lake, P.O. Box 617, Spring Lake, NC 28390.

Basic Financial Statements

Town of Spring Lake, North Carolina
Statement of Net Position
June 30, 2020

	Primary Government		
	Governmental Activities	Business-type Activities	Total
ASSETS			
Current assets:			
Cash and cash equivalents	\$ 631,340	\$ 1,900,935	\$ 2,532,275
Restricted cash and cash equivalents	265,425	363,697	629,122
Taxes receivable (net)	96,049	-	96,049
Inventories	4,002	58,821	62,823
Accounts receivable (net)	823,751	967,624	1,791,375
Internal balances	(140,555)	140,555	-
Total current assets	1,680,012	3,431,632	5,111,644
Non-current assets:			
Capital assets (Note 3):			
Land, non-depreciable improvements, and construction in progress	5,633,102	82,889	5,715,991
Other capital assets, net of depreciation	5,207,185	9,335,082	14,542,267
Total capital assets	10,840,287	9,417,971	20,258,258
Total assets	12,520,299	12,849,603	25,369,902
DEFERRED OUTFLOWS OF RESOURCES			
Pension deferrals	1,432,494	334,717	1,767,211
Total deferred outflows of resources	1,432,494	334,717	1,767,211
LIABILITIES			
Current liabilities:			
Accounts payable and accrued expenses	722,214	368,081	1,090,295
Customer deposits	-	363,697	363,697
Current portion of long-term liabilities	284,921	259,021	543,942
Total current liabilities	1,007,135	990,799	1,997,934
Long-term liabilities:			
Due in more than one year	6,610,595	2,821,572	9,432,167
Net pension liability	1,376,362	330,726	1,707,088
Total pension liability	280,155	-	280,155
Total OPEB liability	3,083,471	713,127	3,796,598
Total liabilities	12,357,718	4,856,224	17,213,942
DEFERRED INFLOWS OF RESOURCES			
Pension deferrals	1,591,413	353,290	1,944,703
Total deferred inflows of resources	1,591,413	353,290	1,944,703
NET POSITION			
Net investment in capital assets	4,244,917	6,399,781	10,644,698
Restricted for:			
Stabilization by State Statute	1,037,469	-	1,037,469
Streets	265,425	-	265,425
Public Safety	160,475	-	160,475
Capital Projects	127,358	-	127,358
Unrestricted (deficit)	(5,831,982)	1,575,025	(4,256,957)
Total net position	\$ 3,662	\$ 7,974,806	\$ 7,978,468

The notes to the financial statements are an integral part of this statement.

Town of Spring Lake, North Carolina
Statement of Activities
For the Year Ended June 30, 2020

Functions/Programs	Program Revenues				Net (Expense) Revenue and Changes in Net Position		
	Expenses	Charges for Services	Operating Grants and Contributions	Capital Grants and Contributions	Primary Government		Total
					Governmental Activities	Business-type Activities	
Primary government:							
Governmental Activities:							
General government	\$ 1,985,097	\$ 12,388	\$ -	\$ -	\$ (1,972,709)	\$ -	\$ (1,972,709)
Public safety	4,902,372	81,679	439,262	-	(4,381,431)	-	(4,381,431)
Economic development	90,363	-	-	-	(90,363)	-	(90,363)
Transportation	632,698	-	276,140	-	(356,558)	-	(356,558)
Cultural and recreational	876,312	19,055	26,974	-	(830,283)	-	(830,283)
Non-departmental	125,599	-	-	-	(125,599)	-	(125,599)
Interest on long-term debt	337,330	-	-	-	(337,330)	-	(337,330)
Total governmental activities	<u>8,949,771</u>	<u>113,122</u>	<u>742,376</u>	<u>-</u>	<u>(8,094,273)</u>	<u>-</u>	<u>(8,094,273)</u>
Business-type activities:							
Water and sewer	3,966,152	3,312,783	571,782	-	-	(81,587)	(81,587)
Sanitation	616,675	633,387	-	-	-	16,712	16,712
Stormwater	209,703	277,996	-	-	-	68,293	68,293
Total business-type activities	<u>4,792,530</u>	<u>4,224,166</u>	<u>571,782</u>	<u>-</u>	<u>-</u>	<u>3,418</u>	<u>3,418</u>
Total primary government	<u>\$ 13,742,301</u>	<u>\$ 4,337,288</u>	<u>\$ 1,314,158</u>	<u>\$ -</u>	<u>(8,094,273)</u>	<u>3,418</u>	<u>(8,090,855)</u>
General revenues:							
Taxes:							
Property taxes, levied for general purpose					3,146,202	-	3,146,202
Unrestricted intergovernmental					2,821,864	-	2,821,864
Other taxes and licenses					53,046	-	53,046
Investment earnings, unrestricted					20,897	14,182	35,079
Miscellaneous, unrestricted					141,755	23,156	164,911
Total general revenues not including transfers					<u>6,183,764</u>	<u>37,338</u>	<u>6,221,102</u>
Transfers					257,578	(257,578)	-
Total general revenues and transfers					<u>6,441,342</u>	<u>(220,240)</u>	<u>6,221,102</u>
Change in net position					<u>(1,652,931)</u>	<u>(216,822)</u>	<u>(1,869,753)</u>
Net position, beginning					<u>1,656,593</u>	<u>8,191,628</u>	<u>9,848,221</u>
Net position, ending					<u>\$ 3,662</u>	<u>\$ 7,974,806</u>	<u>\$ 7,978,468</u>

The notes to the financial statements are an integral part of this statement.

Town of Spring Lake, North Carolina
Balance Sheet
Governmental Funds
June 30, 2020

	<u>Major Funds</u>		<u>Total Non-Major Funds</u>	<u>Total Governmental Funds</u>
	<u>General Fund</u>	<u>Spring Lake Acquisitions, Inc. Fund</u>		
<u>ASSETS</u>				
Cash and cash equivalents	\$ -	\$ 395,429	\$ 219,888	\$ 615,317
Taxes receivable, net	96,049	-	-	96,049
Accounts receivable, net	700,559	-	85,448	786,007
Due from other funds	336,910	-	-	336,910
Inventory	4,002	-	-	4,002
Restricted cash	265,425	-	-	265,425
Total assets	\$ 1,402,945	\$ 395,429	\$ 305,336	\$ 2,103,710
<u>LIABILITIES</u>				
Accounts payable and accrued liabilities	\$ 534,466	\$ -	\$ 123,998	\$ 658,464
Due to other funds	140,555	336,910	-	477,465
Total liabilities	675,021	336,910	123,998	1,135,929
<u>DEFERRED INFLOWS OF RESOURCES</u>				
Property taxes receivable	96,049	-	-	96,049
Total deferred inflows of resources	96,049	-	-	96,049
<u>FUND BALANCES</u>				
Restricted:				
Stabilization by State Statute	1,037,469	-	-	1,037,469
Streets	265,425	-	-	265,425
Public Safety	-	-	160,475	160,475
Capital Projects	-	-	127,358	127,358
Assigned:				
Recreation	-	-	8,007	8,007
Land purchases	-	58,519	-	58,519
Unassigned	(671,019)	-	(114,502)	(785,521)
Total fund balances	631,875	58,519	181,338	871,732
Total liabilities, deferred inflows of resources, and fund balances	\$ 1,402,945	\$ 395,429	\$ 305,336	

The notes to the financial statements are an integral part of this statement.

Town of Spring Lake, North Carolina
Balance Sheet
Governmental Funds (continued)
June 30, 2020

Amounts reported for governmental activities in the Statement of Net Position are different because:

Total fund balances, governmental funds	\$	871,732
Capital assets used in governmental activities are not financial resources and therefore not reported in the funds.		
Gross capital assets at historical cost		18,227,511
Accumulated depreciation		<u>(7,387,224)</u>
		10,840,287
Internal service funds are used by management to charge the costs of fleet maintenance, to individual funds. The assets and liabilities of the internal service fund are included in the governmental activities in the statement of net position.		
		35,981
Deferred outflows of resources related to pensions and are not reported in the funds		
		1,432,494
Deferred inflows of resources related to pensions and are not reported in the funds		
		(1,591,413)
Earned revenues considered deferred inflows of resources in fund statements		
		96,049
Other long-term liabilities (accrued interest) are not due and payable in the current period and therefore not reported in the funds		
		(45,964)
Long-term liabilities used in governmental activities are not financial uses and therefore are not reported in the funds:		
Gross long-term debt		(6,595,370)
Compensated absences		(300,146)
Net pension liability		(1,376,362)
OPEB liability		(3,083,471)
Total pension liability		<u>(280,155)</u>
Net position of governmental activities	\$	<u>3,662</u>

The notes to the financial statements are an integral part of this statement.

Town of Spring Lake, North Carolina
Statement of Revenues, Expenditures, and Changes in Fund Balance
Governmental Funds
For the Year Ended June 30, 2020

	<u>Major Funds</u>			<u>Total Governmental Funds</u>
	<u>General Fund</u>	<u>Spring Lake Acquisitions, Inc. Fund</u>	<u>Total Non-Major Funds</u>	
Revenues:				
Ad valorem taxes	\$ 3,174,832	\$ -	\$ -	\$ 3,174,832
Other taxes and licenses	53,046	-	-	53,046
Unrestricted intergovernmental	2,630,599	-	-	2,630,599
Restricted intergovernmental	700,979	86,917	-	787,896
Permits and fees	94,067	-	-	94,067
Sales and services	19,055	-	-	19,055
Contributions/grant proceeds	-	-	145,846	145,846
Investment earnings	21,353	86	-	21,439
Miscellaneous	416,522	-	150	416,672
Total revenues	<u>7,110,453</u>	<u>87,003</u>	<u>145,996</u>	<u>7,343,452</u>
Expenditures:				
Current:				
General government	1,696,970	3,441,567	-	5,138,537
Public safety	5,004,531	-	152,126	5,156,657
Economic development	90,363	-	-	90,363
Transportation	579,091	-	-	579,091
Cultural and recreational	763,902	-	-	763,902
Non-departmental	125,599	-	-	125,599
Debt service:				
Principal	264,619	-	-	264,619
Interest and other charges	117,532	86,917	-	204,449
SLA loan payments	86,917	-	-	86,917
Total expenditures	<u>8,729,524</u>	<u>3,528,484</u>	<u>152,126</u>	<u>12,410,134</u>
Excess (deficiency) of revenues over expenditures	<u>(1,619,071)</u>	<u>(3,441,481)</u>	<u>(6,130)</u>	<u>(5,066,682)</u>
Other financing sources (uses)				
Transfers from funds	150,000	-	-	150,000
Transfers to funds	(149,983)	-	-	(149,983)
Installment purchase proceeds	-	3,500,000	-	3,500,000
Capital lease proceeds	454,285	-	-	454,285
Total other financing sources (uses)	<u>454,302</u>	<u>3,500,000</u>	<u>-</u>	<u>3,954,302</u>
Net change in fund balances	<u>(1,164,769)</u>	<u>58,519</u>	<u>(6,130)</u>	<u>(1,112,380)</u>
Fund balances, beginning	<u>1,796,644</u>	<u>-</u>	<u>187,468</u>	<u>1,984,112</u>
Fund balances, ending	<u>\$ 631,875</u>	<u>\$ 58,519</u>	<u>\$ 181,338</u>	<u>\$ 871,732</u>

The notes to the financial statements are an integral part of this statement.

Town of Spring Lake, North Carolina
Reconciliation of the Statement of Revenues, Expenditures, and Changes in Fund Balance
of Governmental Funds to the Statement of Activities
For the Year Ended June 30, 2020

Amounts reported for governmental activities in the statement of activities are different because:

Net change in fund balances - total governmental funds		\$ (1,112,380)
<p>Governmental funds report capital outlays as expenditures. However, in the Statement of Activities the cost of those assets is allocated over their estimated useful lives and reported as depreciation expense. This is the amount by which capital outlays exceeded depreciation in the current period.</p>		
Capital outlay expenditures which were capitalized	\$ 4,166,978	
Depreciation expense for governmental assets	(356,695)	
Gain on disposal of land	<u>24,157</u>	3,834,440
Contributions to the pension plan in the current fiscal year are not included on the Statement of Activities		547,215
Benefit payments paid and administrative expense for the LEOSSA are not included on the Statement of Activities		56,085
<p>Revenues in the Statement of Activities that do not provide current financial resources are not reported as revenues in the funds.</p>		
Change in unavailable revenue for tax revenues		(28,630)
<p>The issuance of long-term debt provides current financial resources to governmental funds, while the repayment of the principal of long-term debt consumes the current financial resources of governmental funds. Neither transaction has an effect on net position. Also, governmental funds report the effect of issuance costs, premiums, discounts and similar items when debt is first issued, whereas these amounts are deferred and amortized in the Statement of Activities. This amount is the net effect of these differences in the treatment of long-term debt and related items.</p>		
Principal payments on long-term debt	264,619	
(Increase) decrease in accrued interest payable	(45,964)	
Issuance of debt and capital leases	<u>(3,954,285)</u>	(3,735,630)
Consolidation adjustment for the Internal Service Fund		
Net revenue (expense) of the internal service fund		15,105
Net revenues between the General Fund and Spring Lake Acquisitions, Inc. Fund are eliminated for the Statement of Activities.		(274,878)
<p>Some expenses reported in the Statement of Activities do not require the use of current financial resources and, therefore, are not reported as expenditures in governmental funds.</p>		
Compensated absences	(25,608)	
LEO revenue (expense)	2,282	
OPEB plan expense	(141,602)	
Pension revenue (expense)	<u>(789,330)</u>	<u>(954,258)</u>
Total changes in net position of governmental activities		<u>\$ (1,652,931)</u>

The notes to the financial statements are an integral part of this statement.

Town of Spring Lake, North Carolina
Statement of Revenues, Expenditures, and Changes in Fund Balance - Budget and Actual
For the Year Ended June 30, 2020

	General Fund			Variance with Final Budget Positive (Negative)
	Original Budget	Final Budget	Actual	
Revenues:				
Ad valorem taxes	\$ 3,168,218	\$ 3,168,218	\$ 3,174,832	\$ 6,614
Other taxes and licenses	76,600	76,600	53,046	(23,554)
Unrestricted intergovernmental	2,817,187	2,789,877	2,630,599	(159,278)
Restricted intergovernmental	516,586	516,586	700,979	184,393
Permits and fees	90,225	90,225	94,067	3,842
Sales and services	45,175	45,175	19,055	(26,120)
Investment earnings	42,000	42,000	21,353	(20,647)
Other revenue	28,000	148,356	416,522	268,166
Total revenues	<u>6,783,991</u>	<u>6,877,037</u>	<u>7,110,453</u>	<u>233,416</u>
Expenditures:				
Current:				
General government	1,250,436	1,250,436	1,696,970	(446,534)
Public safety	4,246,378	4,541,734	5,004,531	(462,797)
Economic development	-	-	90,363	(90,363)
Transportation	492,226	464,916	579,091	(114,175)
Cultural and recreational	732,334	732,334	763,902	(31,568)
Nondepartmental	12,530	12,530	125,599	(113,069)
Debt service:				
Principal retirement	264,619	264,619	264,619	-
Interest and other charges	34,707	34,707	117,532	(82,825)
SLA loan payments	-	-	86,917	(86,917)
Total expenditures	<u>7,033,230</u>	<u>7,301,276</u>	<u>8,729,524</u>	<u>(1,428,248)</u>
Revenues over (under) expenditures	<u>(249,239)</u>	<u>(424,239)</u>	<u>(1,619,071)</u>	<u>(1,194,832)</u>
Other financing sources (uses):				
Capital lease proceeds	-	-	454,285	454,285
Installment purchase proceeds	-	-	-	-
Transfers from funds	199,222	199,222	150,000	(49,222)
Transfers to funds	(149,983)	(149,983)	(149,983)	-
Total other financing sources (uses)	<u>49,239</u>	<u>49,239</u>	<u>454,302</u>	<u>405,063</u>
Fund balance appropriated	<u>200,000</u>	<u>375,000</u>	<u>-</u>	<u>(375,000)</u>
Net change in fund balances	<u>\$ -</u>	<u>\$ -</u>	<u>(1,164,769)</u>	<u>\$ (1,164,769)</u>
Fund balance, beginning			<u>1,796,644</u>	
Fund balance, ending			<u>\$ 631,875</u>	

The notes to the financial statements are an integral part of this statement.

Town of Spring Lake, North Carolina
Statement of Revenues, Expenditures, and Changes in Fund Balance - Budget and Actual
For the Year Ended June 30, 2020

	<u>Spring Lake Property Acquisitions, Inc. Fund</u>			Variance with Final Budget Positive (Negative)
	<u>Original Budget</u>	<u>Final Budget</u>	<u>Actual</u>	
Revenues:				
Ad valorem taxes	\$ -	\$ -	\$ -	\$ -
Other taxes and licenses	-	-	-	-
Unrestricted intergovernmental	-	-	-	-
Restricted intergovernmental	-	-	86,917	86,917
Permits and fees	-	-	-	-
Sales and services	-	-	-	-
Investment earnings	-	-	86	86
Other revenue	-	-	-	-
Total revenues	<u>-</u>	<u>-</u>	<u>87,003</u>	<u>87,003</u>
Expenditures:				
Current:				
General government	3,500,000	3,500,000	3,441,567	58,433
Public safety	-	-	-	-
Economic development	-	-	-	-
Transportation	-	-	-	-
Cultural and recreational	-	-	-	-
Nondepartmental	-	-	-	-
Debt service:				
Principal retirement	-	-	-	-
Interest and other charges	-	-	86,917	(86,917)
SLA loan payments	-	-	-	-
Total expenditures	<u>3,500,000</u>	<u>3,500,000</u>	<u>3,528,484</u>	<u>(28,484)</u>
Revenues over (under) expenditures	<u>(3,500,000)</u>	<u>(3,500,000)</u>	<u>(3,441,481)</u>	<u>115,487</u>
Other financing sources (uses):				
Capital lease proceeds	-	-	-	-
Installment purchase proceeds	3,500,000	3,500,000	3,500,000	-
Transfers from funds	-	-	-	-
Transfers to funds	-	-	-	-
Total other financing sources (uses)	<u>3,500,000</u>	<u>3,500,000</u>	<u>3,500,000</u>	<u>-</u>
Fund balance appropriated	<u>-</u>	<u>-</u>	<u>-</u>	<u>-</u>
Net change in fund balances	<u>\$ -</u>	<u>\$ -</u>	<u>58,519</u>	<u>\$ 115,487</u>
Fund balance, beginning			<u>-</u>	
Fund balance, ending			<u>\$ 58,519</u>	

The notes to the financial statements are an integral part of this statement.

Town of Spring Lake, North Carolina
Statement of Fund Net Position
Proprietary Funds
June 30, 2020

	Major Enterprise Funds			Total	Internal Service Fund
	Water and Sewer Fund	Sanitation Fund	Stormwater Fund		
<u>ASSETS</u>					
Current assets:					
Cash and cash equivalents	\$ 1,075,427	\$ 314,499	\$ 511,009	\$ 1,900,935	\$ 16,023
Restricted cash and cash equivalents	363,697	-	-	363,697	-
Accounts receivable (net)	926,891	34,915	5,818	967,624	37,744
Due from other funds	140,555	-	-	140,555	-
Inventories	58,821	-	-	58,821	-
Total current assets	2,565,391	349,414	516,827	3,431,632	53,767
Non-current assets:					
Capital assets:					
Land and other non-depreciable assets	82,889	-	-	82,889	-
Other capital assets, net of depreciation	9,113,874	95,692	125,516	9,335,082	-
Capital assets (net)	9,196,763	95,692	125,516	9,417,971	-
Total noncurrent assets	9,196,763	95,692	125,516	9,417,971	-
Total assets	11,762,154	445,106	642,343	12,849,603	53,767
<u>DEFERRED OUTFLOWS OF RESOURCES</u>					
Pension deferrals	276,801	37,694	20,222	334,717	-
Total deferred outflows of resources	276,801	37,694	20,222	334,717	-
<u>LIABILITIES</u>					
Current liabilities:					
Accounts payable and accrued liabilities	334,610	31,302	2,169	368,081	17,786
Compensated absences	16,600	6,400	2,000	25,000	-
Customer deposits	363,697	-	-	363,697	-
Current portion of long-term debt	186,453	47,568	-	234,021	-
Total current liabilities	901,360	85,270	4,169	990,799	17,786
Noncurrent liabilities:					
Compensated absences	24,847	4,821	7,735	37,403	-
Net pension liability	266,759	40,519	23,448	330,726	-
Total OPEB liability	615,683	20,769	76,675	713,127	-
Noncurrent portion of long-term debt	2,735,860	48,309	-	2,784,169	-
Total noncurrent liabilities	3,643,149	114,418	107,858	3,865,425	-
Total liabilities	4,544,509	199,688	112,027	4,856,224	17,786
<u>DEFERRED INFLOWS OF RESOURCES</u>					
Pension deferrals	274,144	41,349	37,797	353,290	-
Total deferred inflows of resources	274,144	41,349	37,797	353,290	-
<u>NET POSITION</u>					
Net investment in capital assets	6,274,450	(185)	125,516	6,399,781	-
Unrestricted	945,852	241,948	387,225	1,575,025	35,981
Total net position	\$ 7,220,302	\$ 241,763	\$ 512,741	\$ 7,974,806	\$ 35,981

The notes to the financial statements are an integral part of this statement.

Town of Spring Lake, North Carolina
Statement of Revenues, Expenses, and Changes in Fund Net Position
Proprietary Funds
For the Year Ended June 30, 2020

	Major Enterprise Funds				Internal Service Fund
	Water and Sewer Fund	Sanitation Fund	Stormwater Fund	Total	
Operating revenues:					
Charges for services	\$ 3,281,886	\$ 633,387	\$ 277,996	\$ 4,193,269	\$ -
Other operating revenues	30,897	-	-	30,897	-
Total operating revenues	<u>3,312,783</u>	<u>633,387</u>	<u>277,996</u>	<u>4,224,166</u>	<u>-</u>
Operating expenses:					
Administration	-	-	197,892	197,892	-
Sanitation	-	585,279	-	585,279	-
Revenue collections	1,426,020	-	-	1,426,020	-
Revenue billing	266,178	-	-	266,178	-
Water and sewer operations	1,047,973	-	-	1,047,973	-
Waste water treatment plant	831,708	-	-	831,708	-
Fleet maintenance	-	-	-	-	241,774
Depreciation	339,837	29,170	11,811	380,818	-
Total operating expenses	<u>3,911,716</u>	<u>614,449</u>	<u>209,703</u>	<u>4,735,868</u>	<u>241,774</u>
Operating income (loss)	<u>(598,933)</u>	<u>18,938</u>	<u>68,293</u>	<u>(511,702)</u>	<u>(241,774)</u>
Nonoperating revenues (expenses):					
Investment earnings	10,692	2,508	982	14,182	-
Sale of materials	942	-	-	942	-
Rent	22,214	-	-	22,214	-
Cumberland County grants	97,175	-	-	97,175	-
FEMA grants	474,607	-	-	474,607	-
Interest and other charges	(54,436)	(2,226)	-	(56,662)	-
Total nonoperating revenue (expenses)	<u>551,194</u>	<u>282</u>	<u>982</u>	<u>552,458</u>	<u>-</u>
Income (loss) before contributions and transfers	<u>(47,739)</u>	<u>19,220</u>	<u>69,275</u>	<u>40,756</u>	<u>(241,774)</u>
Transfers in (out)	(57,038)	(96,672)	(103,868)	(257,578)	256,879
Total contributions and transfers	<u>(57,038)</u>	<u>(96,672)</u>	<u>(103,868)</u>	<u>(257,578)</u>	<u>256,879</u>
Change in net position	(104,777)	(77,452)	(34,593)	(216,822)	15,105
Net position, beginning	7,325,079	319,215	547,334	8,191,628	20,876
Total net position, ending	<u>\$ 7,220,302</u>	<u>\$ 241,763</u>	<u>\$ 512,741</u>	<u>\$ 7,974,806</u>	<u>\$ 35,981</u>

The notes to the financial statements are an integral part of this statement.

Town of Spring Lake, North Carolina
Statement of Cash Flows
Proprietary Funds
For the Year Ended June 30, 2020

	Major Enterprise Fund			Total	Internal Service Fund
	Water and Sewer Fund	Sanitation Fund	Stormwater Fund		
Cash flows from operating activities:					
Cash received from customers	\$ 2,918,472	\$ 616,251	\$ 284,974	\$ 3,819,697	\$ -
Cash paid for goods and services	(2,146,699)	(374,991)	(34,655)	(2,556,345)	(121,077)
Cash paid to employees for services	(1,032,136)	(164,306)	(153,555)	(1,349,997)	(121,271)
Net cash provided (used) by operating activities	(260,363)	76,954	96,764	(86,645)	(242,348)
Cash flows from non-capital financing activities:					
Transfers	(57,038)	(96,672)	(103,868)	(257,578)	256,879
Grant proceeds	571,783	-	-	571,783	-
Increase in due from other funds	(140,555)	-	-	(140,555)	-
Net cash provided (used) by non-capital financing activities	374,190	(96,672)	(103,868)	173,650	256,879
Cash flows from capital and related financing activities:					
Principal paid on bonds & installment notes	(186,453)	(46,837)	-	(233,290)	-
Interest paid on bonds and installment notes	(54,436)	(2,226)	-	(56,662)	-
Sale of materials	942	-	-	942	-
Net cash provided (used) by capital and related financing activities	(239,947)	(49,063)	-	(289,010)	-
Cash flows from investing activities:					
Interest on investments	10,692	2,508	982	14,182	-
Rental activities	22,214	-	-	22,214	-
Net cash provided (used) by investing activities	32,906	2,508	982	36,396	-
Net increase (decrease) in cash and cash equivalents	(93,214)	(66,273)	(6,122)	(165,609)	14,531
Cash and cash equivalents - beginning of year	1,532,338	380,772	517,131	2,430,241	1,492
Cash and cash equivalents - end of year	\$ 1,439,124	\$ 314,499	\$ 511,009	\$ 2,264,632	\$ 16,023
Reconciliation of operating income (loss) to net cash provided (used) by operating activities:					
Operating income (loss)	\$ (598,933)	\$ 18,938	\$ 68,293	\$ (511,702)	\$ (241,774)
Adjustments to reconcile operating income (loss) to net cash provided (used) by operating activities :					
Depreciation	339,837	29,170	11,811	380,818	-
Change in assets, deferred outflows of resources, and liabilities:					
(Increase) decrease in accounts receivable	(408,487)	(17,136)	6,978	(418,645)	(5,361)
Decrease in deferred outflows of resources - pensions	15,894	3,179	2,120	21,193	-
Increase in pension liability	30,669	6,134	4,089	40,892	-
Increase in deferred inflows of resources - pensions	163,200	31,985	21,322	216,507	-
Increase (decrease) in accounts payable	315,641	29,785	(371)	345,055	4,787
Increase (decrease) in OPEB liability	(134,539)	(26,908)	(17,938)	(179,385)	-
Increase (decrease) in compensated absences	2,179	1,807	460	4,446	-
Increase (decrease) in deposits	14,176	-	-	14,176	-
Total adjustments	338,570	58,016	28,471	425,057	(574)
Net cash provided (used) by operating activities	\$ (260,363)	\$ 76,954	\$ 96,764	\$ (86,645)	\$ (242,348)

The notes to the financial statements are an integral part of this statement.

Notes to the Financial Statements

Town of Spring Lake, North Carolina
Notes to the Financial Statements
June 30, 2020

NOTE 1 - SUMMARY OF SIGNIFICANT ACCOUNTING POLICIES

The accounting policies of the Town of Spring Lake, North Carolina (“the Town”) conform to generally accepted accounting principles as applicable to governments. The following is a summary of the more significant accounting policies:

A - Reporting Entity

The Town of Spring Lake is a municipal corporation that is governed by an elected mayor and a five-member Board of Aldermen. As required by generally accepted accounting principles, these financial statements include all funds, account groups, agencies, boards, commissions, and authorities that are controlled by or are financially independent upon the Town.

B - Basis of Presentation

Government-wide Statements: The Statement of Net Position and Statement of Activities display information about the primary government. These statements include the financial activities of the overall government. Eliminations have been made to minimize the double counting of internal activities. These statements distinguish between the governmental and business-type activities of the Town. Governmental activities generally are financed through taxes, intergovernmental revenues, and other non-exchange transactions. Business-type activities are financed in whole or in part by fees charged to external parties.

The statement of activities presents a comparison between direct expenses and program revenues for the different business-type activities of the Town and for each function of the Town’s governmental activities. Direct expenses are those that are specifically associated with a program or function and, therefore, are clearly identifiable to a particular function. Indirect expense allocations that have been made in the funds have been reversed for the Statement of Activities. Program revenues include (a) fees and charges paid by the recipients of goods and services offered by the programs, and (b) grants and contributions that are restricted to meeting the operational or capital requirements of a particular program. Revenues that are not classified as program revenues, including all taxes, are presented as general revenues.

Fund Financial Statements: The fund financial statements provide information about the Town’s funds. Separate statements for each fund category – governmental and proprietary – are presented. The emphasis of the fund financial statements is on major governmental and enterprise funds, each displayed in a separate column. All remaining governmental and enterprise funds are aggregated and reported as non-major funds.

Proprietary fund operating revenues, such as charges for services, result from the exchange transactions associated with the principal activity of the fund. Exchange transactions are those in which each party receives and gives up essentially equal values. Non-operating revenues, such as subsidies and investment earnings, result from non-exchange transactions or ancillary activities.

The Town reports the following major governmental funds:

General Fund - The General Fund is the general operating fund of the Town. The General Fund accounts for all financial resources except those that are required to be accounted for in another fund. The primary revenue sources are ad valorem taxes, state grants, and various other taxes and licenses. Primary expenditures are for public safety, general governmental services, and street maintenance.

Spring Lake Acquisitions, Inc. (SLA) Fund - This is a not-for-profit entity that was created for the purpose of purchasing land and buildings in the Spring Lake area. The SLA would then hold all the properties for economic development purposes for the benefit of the Town. The SLA is considered a blended component unit of the Town and is presented as a special revenue fund.

Town of Spring Lake, North Carolina
Notes to the Financial Statements (continued)
June 30, 2020

NOTE 1 - SUMMARY OF SIGNIFICANT ACCOUNTING POLICIES (continued)

B - Basis of Presentation - Fund Accounting (continued)

The Town reports the following non-major governmental funds:

Spring Fling Fund - This fund accounts for the receipt of donations and expenditures on the celebration of the opening of baseball season.

Public Safety Grants and Projects Fund - This fund accounts for the receipt of public safety operating and capital grants and the related expenditures.

Recreation Capital Projects Fund - This fund accounts for the receipt of capital grants and the related expenditures.

Street Capital Projects Fund - This fund accounts for the receipt of installment purchase proceeds and the related expenditures for street projects.

The Town reports the following major enterprise funds:

Water and Sewer Fund - This fund is used to account for the Town's water and sewer operations.

Sanitation Fund - This fund is used to account for those operations involved in the collection and disposal of solid waste for the citizens of the Town.

Stormwater Fund - This fund is used to account for the design, construction, and operations of drainage and stormwater services for the Town.

The Town reports the following fund types:

Internal Service Fund - This fund is used to account for the accumulation and allocation of costs associated with the Town's vehicle maintenance needs.

C - Measurement Focus and Basis of Accounting

In accordance with North Carolina General Statutes, all funds of the Town are maintained during the year using the modified accrual basis of accounting.

Government-wide and Proprietary Fund Financial Statements. The government-wide and proprietary fund financial statements are reported using the economic resources measurement focus. The government-wide and proprietary fund financial statements are reported using the accrual basis of accounting. Revenues are recorded when earned and expenses are recorded at the time the liabilities are incurred, regardless of when the related cash flows take place. Non-exchange transactions, in which the Town gives (or receives) value without directly receiving (or giving) equal value in exchange, include property taxes, grants and donations. On an accrual basis, revenue from property taxes is recognized in the fiscal year for which the taxes are levied. Revenue from grants and donations is recognized in the fiscal year in which all eligibility requirements have been satisfied.

Amounts reported as program revenues include 1) charges to customers or applicants for goods, services, or privileges provided, 2) operating grants and contributions, and 3) capital grants and contributions, including special assessments. Internally dedicated resources are reported as general revenues rather than as program revenues. Likewise, general revenues include all taxes.

Town of Spring Lake, North Carolina
Notes to the Financial Statements (continued)
June 30, 2020

NOTE 1 - SUMMARY OF SIGNIFICANT ACCOUNTING POLICIES (continued)

C - Measurement Focus and Basis of Accounting (continued)

Proprietary funds distinguish operating revenues and expenses from non-operating items. Operating revenues and expenses generally result from providing services and producing and delivering goods in connection with a proprietary fund's principal ongoing operations. The principal operating revenues of the Town enterprise funds are charges to customers for sales and services. The Town also recognizes as operating revenue the portion of tap fees intended to recover the cost of connecting new customers to the water and sewer system. Operating expenses for enterprise funds include the cost of sales and services, administrative expenses, and depreciation on capital assets. All revenues and expenses not meeting this definition are reported as non-operating revenues and expenses.

Governmental Fund Financial Statements. Governmental funds are reported using the current financial resources measurement focus and the modified accrual basis of accounting. Under this method, revenues are recognized when measurable and available. Expenditures are recorded when the related fund liability is incurred, except for principal and interest on general long-term debt, claims and judgments, and compensated absences, which are recognized as expenditures to the extent they have matured. General capital asset acquisitions are reported as expenditures in governmental funds. Proceeds of general long-term debt and acquisitions under capital leases are reported as other financing sources.

The Town considers all revenues available if they are collected within 90 days after year-end, except for property taxes. Ad Valorem taxes receivable are not accrued as a revenue because the amount is not susceptible to accrual. At June 30, taxes receivable for property other than motor vehicles are materially past due and are not considered to be an available resource to finance the operations of the current year. Also, as of September 1, 2015, State law altered the procedures for the assessment and collection of property taxes on registered motor vehicles in North Carolina. Effective with this change in the law, the State of North Carolina is responsible for billing and collecting the property taxes on registered motor vehicles on behalf of all municipalities and special tax districts.

Property taxes are due when vehicles are registered. The billed taxes are applicable to the fiscal year in which they are received. Uncollected taxes that were billed in periods prior to September 1, 2015 and for limited registration plates are shown as a receivable in these financial statements and are offset by deferred inflows of resources.

Sales taxes and certain intergovernmental revenues, such as the utilities franchise tax, collected and held by the State at year-end on behalf of the Town are recognized as revenue. Sales taxes are considered shared revenue for the Town of Spring Lake because the tax is levied by Cumberland County and then remitted to and distributed by the State. Most intergovernmental revenue and sales and services are not susceptible to accrual because generally they are not measurable until received in cash. Grant revenue that is unearned at year-end is recorded as deferred revenue.

D - Budgetary Data

The Town's budgets are adopted as required by the North Carolina General Statutes. An annual budget is adopted for the General Fund, SLA Fund, and the Enterprise Funds. All annual appropriations lapse at the fiscal-year end. Project ordinances are adopted for Special Revenue Funds and Capital Projects Funds. The Enterprise Fund projects are consolidated with their respective operating funds for reporting purposes. The Fleet Maintenance Fund, an internal service fund, operates under a financial plan that was adopted by the governing board at the time the Town's budget ordinance was approved, as is required by the General Statutes. Expenditures may not legally exceed appropriations at the departmental level for all annually budgeted funds and at the object level for the multi-year funds. The Town Manager is authorized to transfer up to 10 percent of any department's appropriation to any other department within the same fund. Any interfund transfer must be approved by the governing board. The budget ordinance must be adopted by July 1 of the fiscal year or the governing board must adopt an interim budget that covers that time until the annual ordinance can be adopted.

Town of Spring Lake, North Carolina
Notes to the Financial Statements (continued)
June 30, 2020

NOTE 1 - SUMMARY OF SIGNIFICANT ACCOUNTING POLICIES (continued)

E - Assets, Liabilities, Deferred Outflows/Inflows of Resources, and Fund Equity

1. Deposits and Investments

All deposits of the Town are made in board-designated official depositories and are secured as required by State law [G.S. 159-31]. The Town may designate, as an official depository, any bank or savings association whose principal office is located in North Carolina. Also, the Town may establish time deposit accounts such as NOW and SuperNOW accounts, money market accounts, and certificates of deposit.

State law [G.S. 159-30(c)] authorizes the Town to invest in obligations of the United States or obligations fully guaranteed both as to principal and interest by the United States or obligations fully guaranteed both as to principal and interest by the United States; obligations of the State of North Carolina; bonds and notes of any North Carolina local government or public authority; obligations of certain nonguaranteed federal agencies; certain high quality issues of commercial paper and banker's acceptances and the North Carolina Capital Management Trust (NCCMT).

The NCCMT Government Portfolio, a SEC-registered (2a-7) money market mutual fund, is measured at fair value. The NCCMT- Term Portfolio is bond fund, has no rating and is measured at fair value. As of June 30, 2020, The Term portfolio has a duration of .15 years. Because the NCCMT Government and Term Portfolios have a weighted average maturity of less than 90 days, they are presented as an investment with a maturity of less than 6 months.

In accordance with State law, the Town of Spring Lake has invested in securities that are callable and which provide for periodic interest rate increases in specific increments until maturity. These investments are reported at fair value as determined by quoted market prices.

2. Cash and Cash Equivalents

The Town pools money from several funds to facilitate disbursement and investment and to maximize investment income. Therefore, all cash and investments are essentially demand deposits and are considered cash and cash equivalents.

3. Restricted Assets

Customer deposits held by the Town before any services are supplied are restricted to the service for which the deposit was collected.

Governmental Activities	
General Fund:	
Streets	\$ 265,425
Total Governmental Activities	265,425
Business-type activities:	
Water and Sewer Fund:	
Customer deposits	363,697
Total business-type activities	363,697
Total restricted cash	\$ 629,122

Town of Spring Lake, North Carolina
Notes to the Financial Statements (continued)
June 30, 2020

NOTE 1 - SUMMARY OF SIGNIFICANT ACCOUNTING POLICIES (continued)

E - Assets, Liabilities, Deferred Outflows/Inflows of Resources, and Fund Equity (continued)

4. Ad Valorem Taxes Receivable

In accordance with State law [G.S. 105-347 and G.S. 159-13(a)], the Town levies ad valorem taxes other than motor vehicles on July 1, the beginning of the fiscal year. The taxes are due on September 1 (lien date); however, interest does not accrue until the following January 6th. These taxes are based on the assessed values as of January 1, 2019. As allowed by State law, the Town has established a schedule of discounts that apply to taxes that are paid prior to the due date. In the Town's General Fund, ad valorem tax revenue is reported net of such discounts.

5. Allowance for Doubtful Accounts

All receivables that historically experience uncollectible accounts are shown net of an allowance for doubtful accounts. This amount is estimated by analyzing the percentage of receivables that were written off in prior years.

6. Inventories

Inventories are maintained for all enterprise fund material and supplies held for subsequent use. The inventories are valued at the lower of cost or net realizable value (first-in, first-out method), and the cost is expensed when consumed rather than when purchased.

7. Capital Assets

Capital assets are defined by the government as assets with an initial, individual cost of more than a certain threshold and an estimated life in excess of two years. Minimum capitalization costs are \$5,000 for all asset categories. Purchased or constructed capital assets are reported at cost or estimated historical cost. Donated capital assets received prior to June 30, 2015 are recorded at their estimated fair value at the date of donation. Donated capital assets received after June 30, 2015 are recorded at acquisition value. All other purchased or constructed capital assets are reported at cost or estimated historical cost. General infrastructure assets acquired prior to July 1, 2003, consist of the road network and water and sewer system assets that were acquired or that received substantial improvements subsequent to July 1, 1980, and are reported at estimated historical cost using deflated replacement cost. The cost of normal maintenance and repairs that do not add to the value of the asset or materially extend assets' lives are not capitalized. Capital assets are depreciated using the straight-line method over the following estimated useful lives:

	<u>Estimated Useful Lives</u>
Buildings	40
Other improvements	5 - 40
Furniture and equipment	5 - 10
Vehicles	5 - 10

8. Deferred Outflows/Inflows of Resources

In addition to assets, the statement of financial position will sometimes report a separate section for deferred outflows of resources. This separate financial statement element, *Deferred Outflows of Resources*, represents a consumption of net position that applies to a future period and so will not be recognized as an expense or expenditure until then. The Town has one item that meet this criterion – pension related deferrals for the 2020 fiscal year. In addition to liabilities, the statement of financial position will sometimes report a separate section for deferred inflows of resources. This separate financial statement element, *Deferred Inflows of Resources*, represents an acquisition of net position that applies to a future period and so will not be recognized as revenue until then. The Town has two items that meet the criteria for this category – property taxes receivable and pension related deferrals.

Town of Spring Lake, North Carolina
Notes to the Financial Statements (continued)
June 30, 2020

NOTE 1 - SUMMARY OF SIGNIFICANT ACCOUNTING POLICIES (continued)

E - Assets, Liabilities, Deferred Outflows/Inflows of Resources, and Fund Equity (continued)

9. Long-Term Obligations

In the government-wide financial statements, and proprietary fund types in the fund financial statements, long-term debt and other long-term obligations are reported as liabilities in the applicable governmental activities, business-type activities, or proprietary fund type statement of net position. Bond premiums and discounts, as well as issuance costs, are deferred and amortized over the life of the bonds using the straight-line method that approximates the effective interest method. Bond issuance costs are reported as deferred charges and amortized over the term of the related debt.

In fund financial statements, governmental fund types recognize bond premiums and discounts, as well as bond issuance costs, during the current period. The face amount of debt issued is reported as other financing sources while discounts on debt issuances are reported as other financing uses. Issuance costs, whether or not withheld from the actual debt proceeds received, are reported as debt service expenditures.

10. Compensated Absences

The vacation policy of the Town provides for the accumulation of up to thirty (30) days of earned vacation leave with such leave being fully vested when earned. For the Town's government-wide and proprietary funds, an expense is recorded and a liability for compensated absences and the salary-related payments are recorded as the leave is earned. The Town has assumed a first-in, first-out method of using accumulated compensated time. The portion of that time that is estimated to be used in the next fiscal year has been designed as a current liability in the government-wide financial statements.

The Town's sick leave policy provides for an unlimited accumulation of earned sick leave. Sick leave does not vest, but any unused sick leave accumulated at the time of retirement may be used in the determination of length of service for retirement benefit purposes. Since the Town does not have any obligation for the accumulated sick leave until it is actually taken, no accrual for sick leave has been made.

11. Net Position / Fund Balances

Net Position

Net position in government-wide and proprietary fund financial statements are classified as invested in capital assets, net of related debt; restricted; and unrestricted. Restricted net position represents constraints on resources that are either externally imposed by creditors, grantors, contributors, or laws or regulations of other governments or imposed by law through state statute.

Fund Balances

In the governmental fund financial statements, fund balance is composed of five classifications designed to disclose the hierarchy of constraints placed on how fund balance can be spent.

The governmental fund types classify fund balances as follows:

Nonspendable Fund Balance – This classification includes amounts that cannot be spent because they are either (a) not in spendable form or (b) legally or contractually required to be maintained intact.

Town of Spring Lake, North Carolina
Notes to the Financial Statements (continued)
June 30, 2020

NOTE 1 - SUMMARY OF SIGNIFICANT ACCOUNTING POLICIES (continued)

E - Assets, Liabilities, Deferred Outflows/Inflows of Resources, and Fund Equity (continued)

11. Net Position / Fund Balances (continued)

Restricted Fund Balance – This classification includes amounts that are restricted to specific purposes externally imposed by creditors or imposed by law.

Restricted for Stabilization by State Statute – North Carolina G.S. 159-8 prohibits units of government from budgeting or spending a portion of their fund balance. This is one of several statutes enacted by the North Carolina State Legislature in the 1930’s that were designed to improve and maintain the fiscal health of local government units. Restricted by State statute (RSS), is calculated at the end of each fiscal year for all annually budgeted funds. The calculation in G.S. 159-8(a) provides a formula for determining what portion of fund balance is available for appropriation. The amount of fund balance not available for appropriation is what is known as “restricted by State statute”. Appropriated fund balance in any fund shall not exceed the sum of cash and investments minus the sum of liabilities, encumbrances, and deferred revenues arising from cash receipts, as those figures stand at the close of the fiscal year next preceding the budget. Per GASB guidance, RSS is considered a resource upon which a restriction is “imposed by law through constitutional provisions or enabling legislation.” RSS is reduced by inventories and prepaids as they are classified as nonspendable. Outstanding Encumbrances are included within RSS. RSS is included as a component of Restricted Net Position and Restricted fund balance on the face of the balance sheet.

Restricted for Streets – Powell Bill portion of fund balance that is restricted by revenue source for street construction and maintenance expenditures. This amount represents the balance of the total unexpended Powell Bill funds.

Restricted for Public Safety – portion of fund balance that is associated with public safety grants.

Restricted for Capital Projects – portion of fund balance that is restricted for capital projects (Street Capital Project and Recreation Capital Project).

Committed Fund Balance – portion of fund balance that can only be used for specific purposes imposed by majority vote by quorum of the Town’s governing body. The governing body can, by adoption of an ordinance prior to the end of the fiscal year, commit fund balance. Once adopted, the limitation imposed by the ordinance remains in place until a similar action is taken to remove or revise the limitation.

Assigned fund balance – portion of fund balance that the Town intends to use for specific purposes.

Assigned for Recreation – portion of fund balance that is assigned to the Spring Fling Fund for the Town’s Spring Fling event.

Assigned for Land Purchases – portion of fund balance that is assigned to the SLA Fund for future land purchases.

Unassigned Fund Balance – portion of fund balance that has not been restricted, committed, or assigned to specific purposes or other funds.

The Town of Spring Lake has a revenue spending policy that provides guidance for programs with multiple revenue sources. The Finance Director will use resources in the following hierarchy: bond proceeds, federal funds, State funds, local non-town funds, town funds. For purposes of fund balance classification, expenditures are to be spent from restricted fund balance first, followed in-order by committed fund balance, assigned fund balance and, lastly, unassigned fund balance. The Finance Director has the authority to deviate from this policy if it is in the best interest of the Town.

Town of Spring Lake, North Carolina
Notes to the Financial Statements (continued)
June 30, 2020

NOTE 1 - SUMMARY OF SIGNIFICANT ACCOUNTING POLICIES (continued)

E - Assets, Liabilities, Deferred Outflows/Inflows of Resources, and Fund Equity (continued)

12. Defined Benefit Cost-Sharing Plans

For purposes of measuring the net pension asset, deferred outflows of resources and deferred inflows of resources related to pensions, and pension expense, information about the fiduciary net position of the Local Governmental Employees' Retirement System (LGERS) and additions to/deductions from LGERS' fiduciary net position have been determined on the same basis as they are reported by LGERS. For this purpose, plan member contributions are recognized in the period in which the contributions are due. The Town of Spring Lake's employer contributions are recognized when due and the Town of Spring Lake has a legal requirement to provide the contributions. Benefits and refunds are recognized when due and payable in accordance with the terms of LGERS. Investments are reported at fair value.

NOTE 2 - STEWARDSHIP, COMPLIANCE, AND ACCOUNTABILITY

A - Noncompliance with North Carolina General Statutes

Material Journal Entries

During the annual audit, the auditors noted that the balance sheet and schedules of revenues and expenditures for the following funds: General Fund, Public Safety Grants and Projects Fund, and the Water and Sewer Fund contained material errors due to incorrect posting of transactions. The auditors proposed material journal entries to remedy the incorrect postings. The Town posted the entries and will implement procedures to ensure proper recording of all transactions in future years.

Preaudit Process

According to G.S. 159-28(a), the Finance Director is required to perform the preaudit process on all purchase orders, credit card purchases, employment agreements, internet orders, and service contracts. The process includes checking to see if there is an appropriation in the budget ordinance or project ordinance for amounts due this fiscal year, checking to see if sufficient funds remain in the appropriation to cover amount that will come due this fiscal year, memorialize contract/agreement/order in writing, and affix signed preaudit certificate to writing that evidences the contract/agreement/order. The Town did not perform the preaudit process described above on purchases made during fiscal year ended June 30, 2020, therefore, the Town was not in compliance with G.S. 159-28(a). The Town will establish procedures to ensure that the preaudit process is performed as required by G.S. 159-28(a).

B - Deficit in Fund Balance or Net Position of Individual Funds

None

Town of Spring Lake, North Carolina
Notes to the Financial Statements (continued)
June 30, 2020

NOTE 2 - STEWARDSHIP, COMPLIANCE, AND ACCOUNTABILITY (continued)

C - Excess of Expenditures over Appropriations (continued)

	<u>Budget</u>	<u>Actual</u>	<u>(Negative) Variance</u>
General Fund:			
General government	\$ 1,250,436	\$ 1,696,970	\$ (446,534)
Public safety	4,541,734	5,004,531	(462,797)
Economic development	-	90,363	(90,363)
Transportation	464,916	579,091	(114,175)
Cultural and recreational	732,334	763,902	(31,568)
Nondepartmental	12,530	125,599	(113,069)
Debt service:			
Interest and other charges	34,707	117,532	(82,825)
SLA loan payments	-	86,917	(86,917)
Total General Fund	<u>7,036,657</u>	<u>8,464,905</u>	<u>(1,428,248)</u>
Spring Lake Acquisitions, Inc. Fund:			
Interest and other charges	-	86,917	(86,917)
Water and Sewer Fund:			
Revenue billing	247,874	250,256	(2,382)
Waste water treatment plant	563,977	816,763	(252,786)
Interest and other charges	52,684	54,436	(1,752)
Total Water and Sewer Fund	<u>864,535</u>	<u>1,121,455</u>	<u>(256,920)</u>
Stormwater Fund:			
Expenditures	186,938	187,840	(902)
Public Safety Grants and Projects Fund:			
Expenditures	770,173	1,014,638	(244,465)
Recreation Capital Projects Fund:			
Expenditures	892,550	898,801	(6,251)
Total budget overages	<u>\$ 9,750,853</u>	<u>\$ 11,774,556</u>	<u>\$ (2,023,703)</u>

These over-expenditures occurred because of a failure to properly budget for salaries and new hires to the Town. The Town has hired a financial consultant who is working on implementing standard operating procedures and policies targeted on budgeting and financial management. The Town will be implementing stronger financial controls to ensure that all purchases are pre-audited as required by NCGS 159-28(a).

Town of Spring Lake, North Carolina
Notes to the Financial Statements (continued)
June 30, 2020

NOTE 3 - DETAIL NOTES ON ALL FUNDS

A - Assets

1. Deposits

All the deposits of the Town are either insured or collateralized by using one of two methods. Under the Dedicated Method, all deposits that exceed the Federal Deposit Insurance Coverage level are collateralized with securities held by the Town's agents in this unit's names. Under the Pooling Method, which is a collateral pool, all uninsured deposits are collateralized with securities held by the State Treasurer's agent in the name of the State Treasurer. Since the State Treasurer is acting in a fiduciary capacity for the Town, these deposits are considered to be held by the Town. The amount of the pledged collateral is based on an approved averaging method for non-interest-bearing deposits and the actual current balance for interest-bearing deposits. Depositories using the Pooling Method report to the State Treasurer the adequacy of their pooled collateral covering uninsured deposits. The State Treasurer does not confirm this information with the Town or the escrow agent. Because of the inability to measure the exact amounts of collateral pledged for the Town under the Pooling Method, the potential exists for under collateralization, and this risk may increase in periods of high cash flows. However, the State Treasurer of North Carolina enforces strict standards of financial stability for each depository that collateralizes public deposits under the Pooling Method. The Town has no policy regarding custodial risk for deposits.

At June 30, 2020, the Town's deposits had a carrying amount of \$925,023 and a bank balance of \$968,729. Federal Deposit Insurance covered \$500,000 of the bank balance of the Town. At June 30, 2020, the Town's petty cash amounted to \$1,014.

2. Investments

Investments by Type	Valuation Measurement Method	Book Value at 6/30/2020	Maturity	Rating
NC Capital Management Trust - Government Portfolio	Amortized Cost	\$ 1,165,374	N/A	AAAm
NC Capital Management Trust - Term Portfolio	Fair Value Level 1	1,069,986	June 30, 2020	Unrated
Total:		\$ 2,235,360		

Town of Spring Lake, North Carolina
Notes to the Financial Statements (continued)
June 30, 2020

NOTE 3 - DETAIL NOTES ON ALL FUNDS (continued)

A - Assets (continued)

2. Investments (continued)

All investments are measured using the market approach: using prices and other relevant information generated by market transactions involving identical or comparable assets or a group of assets.

Level of fair value hierarchy: Level 1: Debt securities valued using directly observable, quoted prices (unadjusted) in active markets for identical assets.

Investment Rate Risk. The Town has no policy regarding investment rate risk. As a means of limiting its exposure to fair value losses arising from rising interest rates, the Town’s internal investment policy limits at least half of the Town’s investment portfolio to maturities of less than 12 months. Also, the Town’s internal management policy requires purchases of securities to be laddered with staggered maturity dates and limits all securities to a final maturity of no more than two years.

Credit Risk. The Town has no policy regarding credit risk. The Town’s investment in the NC Capital Management Trust Government Portfolio carried a credit rating of AAAM by Standard & Poor’s as of June 30, 2020. The Town’s investment in the NC Capital Management Trust Term Portfolios is unrated. The Term Portfolio is authorized to invest in obligations of the U.S. government and agencies, and in high grade money market instruments as permitted under North Carolina General Statutes 159-30 as amended.

Custodial Credit Risk. The Town has no policy on custodial credit risk.

Concentration of Credit Risk. The Town places no limit on the amount that the Town may invest in any one issuer.

3. Receivables - Allowance for Doubtful Accounts

The amounts presented in the Balance Sheet and the Statement of Net Position for the year ended June 30, 2020 are net of the following allowance for doubtful accounts:

General Fund:	
Taxes receivable	\$ 93,000
Total General Fund	93,000
Enterprise Fund:	
Water and Sewer Fund - accounts receivable	569,804
Total Enterprise Fund	569,804
Total	\$ 662,804

Town of Spring Lake, North Carolina
Notes to the Financial Statements (continued)
June 30, 2020

NOTE 3 - DETAIL NOTES ON ALL FUNDS (continued)

A - Assets (continued)

4. Capital Assets

Capital asset activity for the Primary Government for the year ended June 30, 2020, was as follows:

Governmental activities:	Beginning Balances	Increases	Decreases	Ending Balances
Capital assets not being depreciated:				
Land	\$ 1,324,359	\$ 1,959,548	\$ (208,253)	\$ 3,075,654
Construction in progress	2,557,448	-	-	2,557,448
Total capital assets not being depreciated	<u>3,881,807</u>	<u>1,959,548</u>	<u>(208,253)</u>	<u>5,633,102</u>
Capital assets being depreciated:				
Buildings	5,157,822	1,753,146	-	6,910,968
Other improvements	585,330	-	-	585,330
Equipment	1,145,153	-	-	1,145,153
Vehicles	3,498,674	454,284	-	3,952,958
Total capital assets being depreciated	<u>10,386,979</u>	<u>2,207,430</u>	<u>-</u>	<u>12,594,409</u>
Less accumulated depreciation for:				
Buildings	2,557,695	168,025	-	2,725,720
Other improvements	275,855	30,763	-	306,618
Equipment	905,527	45,336	-	950,863
Vehicles	3,291,452	112,571	-	3,404,023
Total accumulated depreciation	<u>7,030,529</u>	<u>356,695</u>	<u>-</u>	<u>7,387,224</u>
Total capital assets being depreciated, net	<u>3,356,450</u>			<u>5,207,185</u>
Governmental activities capital assets, net	<u>\$ 7,238,257</u>			<u>\$ 10,840,287</u>

Depreciation expense was charged to functions/programs of the primary government as follows:

General government	\$ 83,041
Public safety	164,138
Transportation	30,682
Cultural and recreational	78,834
Total depreciation expense	<u>\$ 356,695</u>

Town of Spring Lake, North Carolina
Notes to the Financial Statements (continued)
June 30, 2020

NOTE 3 - DETAIL NOTES ON ALL FUNDS (continued)

A - Assets (continued)

4. Capital Assets (continued)

Business-type activities:	Beginning			Ending
Water and sewer fund:	Balances	Increases	Decreases	Balances
Capital assets not being depreciated:				
Land	\$ 82,889	\$ -	\$ -	\$ 82,889
Construction in progress	-	-	-	-
Total capital assets not being depreciated	82,889	-	-	82,889
Capital assets being depreciated:				
Water and sewer system	14,724,415	-	-	14,724,415
Waste water treatment plant	3,925,442	-	-	3,925,442
Equipment	1,120,349	-	-	1,120,349
Vehicles	278,037	-	-	278,037
Total capital assets being depreciated	20,048,243	-	-	20,048,243
Less accumulated depreciation for:				
Water and sewer system	6,479,435	219,189	-	6,698,624
Waste water treatment plant	2,725,724	66,850	-	2,792,574
Equipment	1,119,639	53,413	-	1,173,052
Vehicles	269,734	385	-	270,119
Total accumulated depreciation	10,594,532	339,837	-	10,934,369
Total capital assets being depreciated, net	9,453,711			9,113,874
Water and sewer fund capital assets, net	\$ 9,536,600			\$ 9,196,763

Town of Spring Lake, North Carolina
Notes to the Financial Statements (continued)
June 30, 2020

NOTE 3 - DETAIL NOTES ON ALL FUNDS (continued)

A - Assets (continued)

4. Capital Assets (continued)

Stormwater fund:	Beginning			Ending
	Balances	Increases	Decreases	Balances
Capital assets being depreciated:				
Stormwater system	\$ 195,279	\$ -	\$ -	\$ 195,279
Equipment	7,100	-	-	7,100
Vehicles	171,171	-	-	171,171
Total capital assets being depreciated	373,550	-	-	373,550
Less accumulated depreciation for:				
Stormwater system	65,952	7,811	-	73,763
Equipment	7,100	-	-	7,100
Vehicles	163,171	4,000	-	167,171
Total accumulated depreciation	236,223	11,811	-	248,034
Total capital assets being depreciated, net	137,327			125,516
Stormwater fund capital assets, net	\$ 137,327			\$ 125,516

Sanitation fund:	Beginning			Ending
	Balances	Increases	Decreases	Balances
Capital assets being depreciated:				
Equipment	\$ 283,692	\$ -	\$ -	\$ 283,692
Vehicles	189,472	-	-	189,472
Total capital assets being depreciated	473,164	-	-	473,164
Less accumulated depreciation for:				
Equipment	158,830	29,170	-	188,000
Vehicles	189,472	-	-	189,472
Total accumulated depreciation	348,302	29,170	-	377,472
Total capital assets being depreciated, net	124,862			95,692
Sanitation fund capital assets, net	\$ 124,862			\$ 95,692

Town of Spring Lake, North Carolina
Notes to the Financial Statements (continued)
June 30, 2020

NOTE 3 - DETAIL NOTES ON ALL FUNDS (continued)

B - Liabilities

1. Pension Plan and Postemployment Obligations

a. Local Governmental Employees' Retirement System

Plan Description. The Town of Spring Lake is a participating employer in the statewide Local Governmental Employees' Retirement System (LGERS), a cost-sharing multiple-employer defined benefit pension plan administered by the State of North Carolina. LGERS membership is comprised of general employees and local law enforcement officers (LEOs) of participating local governmental entities. Article 3 of G.S. Chapter 128 assigns the authority to establish and amend benefit provisions to the North Carolina General Assembly. Management of the plan is vested in the LGERS Board of Trustees, which consists of 13 members – nine appointed by the Governor, one appointed by the State Senate, one appointed by the State House of Representatives, and the State Treasurer and State Superintendent, who serve as ex-officio members. The Local Governmental Employees' Retirement System is included in the Comprehensive Annual Financial Report (CAFR) for the State of North Carolina. The State's CAFR includes financial statements and required supplementary information for LGERS. That report may be obtained by writing to the Office of the State Controller, 1410 Mail Service Center, Raleigh, North Carolina 27699-1410, by calling (919) 981-5454, or at www.osc.nc.gov.

Benefits Provided. LGERS provides retirement and survivor benefits. Retirement benefits are determined as 1.85% of the member's average final compensation times the member's years of creditable service. A member's average final compensation is calculated as the average of a member's four highest consecutive years of compensation. Plan members are eligible to retire with full retirement benefits at age 65 with five years of creditable service, at age 60 with 25 years of creditable service, or at any age with 30 years of creditable service. Plan members are eligible to retire with partial retirement benefits at age 50 with 20 years of creditable service or at age 60 with five years of creditable service (age 55 for firefighters). Survivor benefits are available to eligible beneficiaries of members who die while in active service or within 180 days of their last day of service and who have either completed 20 years of creditable service regardless of age (15 years of creditable service for firefighters and rescue squad members who are killed in the line of duty) or have completed five years of service and have reached age 60. Eligible beneficiaries may elect to receive a monthly Survivor's Alternate Benefit for life or a return of the member's contributions. The plan does not provide for automatic post-retirement benefit increases. Increases are contingent upon actuarial gains of the plan.

LGERS plan members who are LEOs are eligible to retire with full retirement benefits at age 55 with five years of creditable service as an officer, or at any age with 30 years of creditable service. LEO plan members are eligible to retire with partial retirement benefits at age 50 with 15 years of creditable service as an officer. Survivor benefits are available to eligible beneficiaries of LEO members who die while in active service or within 180 days of their last day of service and who also have either completed 20 years of creditable service regardless of age, or have completed 15 years of service as a LEO and have reached age 50, or have completed five years of creditable service as a LEO and have reached age 55, or have completed 15 years of creditable service as a LEO if killed in the line of duty. Eligible beneficiaries may elect to receive a monthly Survivor's Alternate Benefit for life or a return of the member's contributions.

Contributions. Contribution provisions are established by General Statute 128-30 and may be amended only by the North Carolina General Assembly. Town of Spring Lake employees are required to contribute 6% of their compensation. Employer contributions are actuarially determined and set annually by the LGERS Board of Trustees. The Town of Spring Lake's contractually required contribution rate for the year ended June 30, 2020, was 9.70% of compensation for law enforcement officers and 8.95% for general employees, actuarially determined as an amount that, when combined with employee contributions, is expected to finance the costs of benefits earned by employees during the year. Contributions to the pension plan from the Town of Spring Lake were \$684,019 for the year ended June 30, 2020.

Town of Spring Lake, North Carolina
Notes to the Financial Statements (continued)
June 30, 2020

NOTE 3 - DETAIL NOTES ON ALL FUNDS (continued)

B - Liabilities (continued)

1. Pension Plan and Postemployment Obligations (continued)

a. Local Governmental Employees' Retirement System (continued)

Refunds of Contributions – Town employees, who have terminated service as a contributing member of LGERS, may file an application for a refund of their contributions. By state law, refunds to members with at least five years of service include 4% interest. State law requires a 60 day waiting period after service termination before the refund may be paid. The acceptance of a refund payment cancels the individual's right to employer contributions or any other benefit provided by LGERS.

Pension Liabilities, Pension Expense, and Deferred Outflows of Resources and Deferred Inflows of Resources Related to Pensions

At June 30, 2020, the Town reported a liability of \$1,707,088 for its proportionate share of the net pension liability. The net pension liability was measured as of June 30, 2019. The total pension liability used to calculate the net pension liability was determined by an actuarial valuation as of December 31, 2018. The total pension liability was then rolled forward to the measurement date of June 30, 2019 utilizing update procedures incorporating the actuarial assumptions. The Town's proportion of the net pension liability was based on a projection of the Town's long-term share of future payroll covered by the pension plan, relative to the projected future payroll covered by the pension plan of all participating LGERS employers, actuarially determined. At June 30, 2019, the Town's proportion was 0.06251%, which was a decrease of 0.00083% from its proportion measured as of June 30, 2018.

For the year ended June 30, 2020, the Town recognized pension expense (revenue) of \$986,662. At June 30, 2020, the Town reported deferred outflows of resources and deferred inflows of resources related to pensions from the following sources:

	Deferred Outflows of Resources	Deferred Inflows of Resources
Differences between expected and actual experience	\$ 292,299	\$ -
Changes of assumptions	278,229	-
Net difference between projected and actual earnings on pension plan investments	41,639	-
Changes in proportion and differences between Town contributions and proportionate share of contributions	451,004	-
Town contributions subsequent to the measurement date	684,019	-
Total	\$ 1,747,190	\$ -

\$684,019 reported as deferred outflows of resources related to pensions resulting from Town contributions subsequent to the measurement date will be recognized as an increase of the net pension asset in the year ended June 30, 2021. Other amounts reported as deferred inflows of resources related to pensions will be recognized in pension expense as follows:

Year ended June 30:	
2021	\$ 486,220
2022	236,178
2023	247,185
2024	93,587
2025	-
Thereafter	-

Town of Spring Lake, North Carolina
Notes to the Financial Statements (continued)
June 30, 2020

NOTE 3 - DETAIL NOTES ON ALL FUNDS (continued)

B - Liabilities (continued)

1. Pension Plan and Postemployment Obligations (continued)

a. Local Governmental Employees' Retirement System (continued)

Pension Liabilities, Pension Expense, and Deferred Outflows of Resources and Deferred Inflows of Resources Related to Pensions (continued)

Actuarial Assumptions. The total pension liability in the December 31, 2018 actuarial valuation was determined using the following actuarial assumptions, applied to all periods included in the measurement:

Inflation	3.0 percent
Salary increases	3.50 to 8.10 percent, including inflation and productivity factor
Investment rate of return	7.00 percent, net of pension plan investment expense, including inflation

The plan currently uses mortality tables that vary by age, gender, employee group (i.e. general, law enforcement officer) and health status (i.e. disabled and healthy). The current mortality rates are based on published tables and based on studies that cover significant portions of the U.S. population. The healthy mortality rates also contain a provision to reflect future mortality improvements.

The actuarial assumptions used in the December 31, 2018 valuation were based on the results of an actuarial experience study for the period January 1, 2010 through December 31, 2014.

Future ad hoc COLA amounts are not considered to be substantively automatic and are therefore not included in the measurement.

The projected long-term investment returns and inflation assumptions are developed through review of current and historical capital markets data, sell-side investment research, consultant whitepapers, and historical performance of investment strategies. Fixed income return projections reflect current yields across the U.S. Treasury yield curve and market expectations of forward yields projected and interpolated for multiple tenors and over multiple year horizons. Global public equity return projections are established through analysis of the equity risk premium and the fixed income return projections. Other asset categories and strategies' return projections reflect the foregoing and historical data analysis. These projections are combined to produce the long-term expected rate of return by weighting the expected future real rates of return by the target asset allocation percentage and by adding expected inflation. The target allocation and best estimates of arithmetic real rates of return for each major asset class as of June 30, 2019 are summarized in the following table:

<u>Asset Class</u>	<u>Target Allocation</u>	<u>Long-Term Expected Real Rate of Return</u>
Fixed Income	29.0%	1.4%
Global Equity	42.0%	5.3%
Real Estate	8.0%	4.3%
Alternatives	8.0%	8.9%
Credit	7.0%	6.0%
Inflation Protection	6.0%	4.0%
Total	100.0%	

Town of Spring Lake, North Carolina
Notes to the Financial Statements (continued)
June 30, 2020

NOTE 3 - DETAIL NOTES ON ALL FUNDS (continued)

B - Liabilities (continued)

1. Pension Plan and Postemployment Obligations (continued)

a. Local Governmental Employees' Retirement System (continued)

Pension Liabilities, Pension Expense, and Deferred Outflows of Resources and Deferred Inflows of Resources Related to Pensions (continued)

The information above is based on 30 year expectations developed with the consulting actuary for the 2018 asset, liability, and investment policy study for the North Carolina Retirement Systems, including LGERS. The long-term nominal rates of return underlying the real rates of return are arithmetic annualized figures. The real rates of return are calculated from nominal rates by multiplicatively subtracting a long-term inflation assumption of 3.00%. All rates of return and inflation are annualized.

Discount rate. The discount rate used to measure the total pension liability was 7.00%. The projection of cash flows used to determine the discount rate assumed that contributions from plan members will be made at the current contribution rate and that contributions from employers will be made at statutorily required rates, actuarially determined. Based on these assumptions, the pension plan's fiduciary net position was projected to be available to make all projected future benefit payments of the current plan members. Therefore, the long-term expected rate of return on pension plan investments was applied to all periods of projected benefit payments to determine the total pension liability.

Sensitivity of the Town's proportionate share of the net pension asset to changes in the discount rate. The following presents the Town's proportionate share of the net pension liability calculated using the discount rate of 7.00 percent, as well as what the Town's proportionate share of the net pension asset or net pension liability would be if it were calculated using a discount rate that is one percentage point lower (6.00 percent) or one percentage point higher (8.00 percent) than the current rate:

	1% Decrease (6.00%)	Discount Rate (7.00%)	1% Increase (8.00%)
Town's proportionate share of the net pension liability (asset)	\$ 3,904,448	\$ 1,707,088	\$ (119,343)

Pension plan fiduciary net position. Detailed information about the pension plan's fiduciary net position is available in the separately issued Comprehensive Annual Financial Report (CAFR) for the State of North Carolina.

Town of Spring Lake, North Carolina
Notes to the Financial Statements (continued)
June 30, 2020

NOTE 3 - DETAIL NOTES ON ALL FUNDS (continued)

B - Liabilities (continued)

1. Pension Plan and Postemployment Obligations (continued)

b. Law Enforcement Officers' Special Separation Allowance

1. *Plan Description.*

The Town of Spring Lake administers a public employee retirement system (the *Separation Allowance*), a single-employer defined benefit pension plan that provides retirement benefits to the Town's qualified sworn law enforcement officers under the age of 62 who have completed at least 30 years of creditable service or have attained 55 years of age and have completed five or more years of creditable service. The Separation Allowance is equal to 0.85 percent of the annual equivalent of the base rate of compensation most recently applicable to the officer for each year of creditable service. The retirement benefits are not subject to any increases in salary or retirement allowances that may be authorized by the General Assembly. Article 12D of G.S. Chapter 143 assigns the authority to establish and amend benefit provisions to the North Carolina General Assembly.

All full-time County law enforcement officers are covered by the Separation Allowance. At December 31, 2018, the Separation Allowance's membership consisted of:

Retirees and dependents receiving benefits	6
Active plan members	27
Total	33

2. *Summary of Significant Accounting Policies*

Basis of Accounting. The Town has chosen to fund the Separation Allowance on a pay-as-you-go basis. Pension expenditures are made from the General Fund, which is maintained on the modified accrual basis of accounting. Benefits and refunds are recognized when due and payable in accordance with the terms of the plan.

The Separation Allowance has no assets accumulated in a trust that meets the following criteria which are outlined in GASB Statements 73:

3. *Actuarial Assumptions*

The entry age actuarial cost method was used in the December 31, 2018 valuation. The total pension liability in the December 31, 2018 actuarial valuation was determined using the following actuarial assumptions, applied to all periods included in the measurement:

Inflation	2.50 percent
Salary increases	3.50 to 7.35 percent, including inflation and productivity factor
Discount rate	3.26 percent

The discount rate is based on the yield of the S&P Municipal Bond 20 Year High Grade Rate Index as of December 31, 2018. Mortality rates are based on the RP-2000 Mortality tables with adjustments for mortality improvements based on Scale AA.

Town of Spring Lake, North Carolina
Notes to the Financial Statements (continued)
June 30, 2020

NOTE 3 - DETAIL NOTES ON ALL FUNDS (continued)

B - Liabilities (continued)

1. Pension Plan and Postemployment Obligations (continued)

b. Law Enforcement Officers' Special Separation Allowance (continued)

4. *Contributions*

The Town is required by Article 12D of G.S. Chapter 143 to provide these retirement benefits and has chosen to fund the amounts necessary to cover the benefits earned on a pay as you go basis through appropriations made in the General Fund operating budget. There were no contributions made by employees. The Town's obligation to contribute to this plan is established and may be amended by the North Carolina General Assembly. Administration costs of the Separation Allowance are financed through investment earnings. The Town paid \$53,803 as benefits came due for the reporting period.

Pension Liabilities, Pension Expense, and Deferred Outflows of Resources and Deferred Inflows of Resources Related to Pensions

At June 30, 2020, the Town reported a total pension liability of \$280,155. The total pension liability was measured as of December 31, 2019 based on a December 31, 2018 actuarial valuation. The total pension liability was then rolled forward to the measurement date of December 31, 2019 utilizing update procedures incorporating the actuarial assumptions. For the year ended June 30, 2020, the Town recognized pension revenue of \$2,282.

	Deferred Outflow of	Deferred Inflows of
Differences between expected and actual experience	\$ -	\$ 142,592
Changes of assumptions	20,021	9,440
Town benefit payments and plan administrative expense made subsequent to the measurement date	-	-
Total	\$ 20,021	\$ 152,032

\$0 reported as deferred outflows of resources related to pensions resulting from benefit payments made and \$0 administrative expenses incurred subsequent to the measurement date will be recognized as a decrease of the total pension liability in the year ended June 30, 2020. Other amounts reported as deferred inflows of resources related to pensions will be recognized in pension expense as follows:

Year ended June 30:	
2021	\$ (37,963)
2022	(37,839)
2023	(37,464)
2024	(18,373)
2025	(372)
Thereafter	-

Town of Spring Lake, North Carolina
Notes to the Financial Statements (continued)
June 30, 2020

NOTE 3 - DETAIL NOTES ON ALL FUNDS (continued)

B - Liabilities (continued)

1. Pension Plan and Postemployment Obligations (continued)

b. Law Enforcement Officers' Special Separation Allowance (continued)

4. *Contributions (continued)*

Sensitivity of the Town's total pension liability to changes in the discount rate. The following presents the Town's total pension liability calculated using the discount rate of 3.26 percent, as well as what the Town's total pension liability would be if it were calculated using a discount rate that is 1-percentage-point lower (2.26 percent) or 1-percentage-point higher (4.26 percent) than the current rate:

	1% Decrease (2.26%)	Discount rate (3.26%)	1% Increase (4.26%)
Total pension liability	\$ 302,349	\$ 280,155	\$ 260,165

Schedule of Changes in Total Pension Liability
Law Enforcement Officers' Special Separation Allowance
June 30, 2020

	2020	2019
Beginning balance	\$ 306,294	\$ 524,014
Service Cost	25,511	25,328
Interest on the total pension liability	10,170	15,694
Differences between expected and actual experience in the measurement of the total pension liability	(15,864)	(193,224)
Changes of assumptions or other inputs	7,847	(10,770)
Benefit payments	(53,803)	(54,748)
Ending balance of the total pension liability	\$ 280,155	\$ 306,294

The plan currently uses mortality tables that vary by age, and health status (i.e. disabled and healthy). The current mortality rates are based on published tables and based on studies that cover significant portions of the U.S. population. The healthy mortality rates also contain a provision to reflect future mortality improvements. The actuarial assumptions used in the December 31, 2018 valuation were based on the results of an actuarial experience study for the period January 1, 2010 through December 31, 2014.

Town of Spring Lake, North Carolina
Notes to the Financial Statements (continued)
June 30, 2020

NOTE 3 - DETAIL NOTES ON ALL FUNDS (continued)

B - Liabilities (continued)

1. Pension Plan and Postemployment Obligations (continued)

b. Law Enforcement Officers' Special Separation Allowance (continued)

Total Expense, Liabilities, and Deferred Outflows and Inflows of Resources of Related to Pensions

Following is information related to the proportionate share and pension expense for all pension plans:

	LGERS	LEOSSA	Total
Pension Expense	\$ 986,662	\$ (2,282)	\$ 984,380
Pension Liability	1,707,088	280,155	1,987,243
Proportionate share of the net pension liability	0.06251%	n/a	
Deferred of Outflows of Resources			
Differences between expected and actual experience	292,299	-	292,299
Changes of assumptions	278,229	20,021	298,250
Net difference between projected and actual earnings on plan investments	41,639	-	41,639
Changes in proportion and differences between contributions and proportionate share of contributions	451,004	-	451,004
Benefit payments and administrative costs paid subsequent to the measurement date	684,019	-	684,019
Deferred of Inflows of Resources			
Differences between expected and actual experience	-	142,592	142,592
Changes of assumptions	-	9,440	9,440

Town of Spring Lake, North Carolina
Notes to the Financial Statements (continued)
June 30, 2020

NOTE 3 - DETAIL NOTES ON ALL FUNDS (continued)

B - Liabilities (continued)

1. Pension Plan and Postemployment Obligations (continued)

c. Supplemental Retirement Income Plan for Law Enforcement Officers

Plan Description. The Town contributes to the Supplemental Retirement Income Plan (Plan), a defined contribution pension plan administered by the Department of State Treasurer and a Board of Trustees. The Plan provides retirement benefits to law enforcement officers employed by the Town. Article 5 of G.S. Chapter 135 assigns the authority to establish and amend benefit provisions to the North Carolina General Assembly. The Supplemental Retirement Income Plan for Law Enforcement Officers is included in the Comprehensive Annual Financial Report (CAFR) for the State of North Carolina. The State's CAFR includes the pension trust fund financial statements for the Internal Revenue Code Section 401(k) plan that includes the Supplemental Retirement Income Plan for Law Enforcement Officers. That report may be obtained by writing to the Office of the State Controller, 1410 Mail Service Center, Raleigh, North Carolina 27699-1410, or by calling (919) 981-5454.

Funding Policy. Article 12E of G.S. Chapter 143 requires the Town to contribute each month an amount equal to five percent of each officer's salary, and all amounts contributed are vested immediately. Also, the law enforcement officers may make voluntary contributions to the plan. Contributions for the year ended June 30, 2020 were \$76,511, which consisted of \$57,604 from the Town and \$18,907 from the law enforcement officers. No amounts were forfeited.

d. Supplemental Retirement Income Plan for Non-Law Enforcement Employees

Plan Description. The Town contributes to the Supplemental Retirement Income Plan (Plan), a defined contribution pension plan administered by the Department of State Treasurer and a Board of Trustees. The Plan provides retirement benefits to non-law enforcement officers employed by the Town.

Funding Policy. The Town's plan requires the Town to contribute each month an amount equal to two percent of each eligible employee's salary, and all amounts contributed are vested immediately. Also, employees may make voluntary contributions to the plan. Contributions for the year ended June 30, 2020 were \$86,407, which consisted of \$53,048 from the Town and \$33,359 from the employees. No amounts were forfeited.

e. Firefighters' and Rescue Squad Workers' Pension Fund

Plan Description. The State of North Carolina contributes, on behalf of the Town of Spring Lake, to the Firefighters' and Rescue Squad Workers' Pension Fund (FRSWPF), a cost-sharing multiple-employer defined benefit pension plan with a special funding situation administered by the State of North Carolina. FRSWPF provides pension benefits for eligible fire and rescue squad workers who have elected to become members of the fund. Article 86 of G.S. Chapter 58 assigns the authority to establish and amend benefit provisions to the North Carolina General Assembly. Management of the plan is vested in the LGERS Board of Trustees, which consists of 13 members – nine appointed by the Governor, one appointed by the state Senate, one appointed by the state House of Representatives, and the State Treasurer and State Superintendent, who serve as ex-officio members. The Firefighters' and Rescue Squad Workers' Pension Fund is included in the Comprehensive Annual Financial Report (CAFR) for the State of North Carolina. The State's CAFR includes financial statements and required supplementary information for the Firefighters' and Rescue Squad Workers' Pension Fund. That report may be obtained by writing to the Office of the State Controller, 1410 Mail Service Center, Raleigh, North Carolina 27699-1410, by calling (919) 981-5454, or at www.osc.nc.gov.

Town of Spring Lake, North Carolina
Notes to the Financial Statements (continued)
June 30, 2020

NOTE 3 - DETAIL NOTES ON ALL FUNDS (continued)

B - Liabilities (continued)

1. Pension Plan and Postemployment Obligations (continued)

e. Firemen's and Rescue Squad Workers' Pension Fund (continued)

Benefits Provided. FRSWPF provides retirement and survivor benefits. The present retirement benefit is \$170 per month. Plan members are eligible to receive the monthly benefit at age 55 with 20 years of creditable service as a firefighter or rescue squad worker, and have terminated duties as a firefighter or rescue squad worker. Eligible beneficiaries of members who die before beginning to receive the benefit will receive the amount paid by the member and contributions paid on the member's behalf into the plan. Eligible beneficiaries of members who die after beginning to receive benefits will be paid the amount the member contributed minus the benefits collected.

Contributions. Plan members are required to contribute \$10 per month to the plan. The State, a non-employer contributor, funds the plan through appropriations. The Town does not contribute to the plan. Contribution provisions are established by General Statute 58-86 and may be amended only by the North Carolina General Assembly. For the fiscal year ending June 30, 2020, the State contributed \$18,302,000 to the plan.

Refunds of Contributions. Plan members who are no longer eligible or choose not to participate in the plan may file an application for a refund of their contributions. Refunds include the member's contributions and contributions paid by others on the member's behalf. No interest will be paid on the amount of the refund. The acceptance of a refund payment cancels the individual's right to employer contributions or any other benefit provided by FRSWPF.

Pension Liabilities, Pension Expense, and Deferred Outflows of Resources and Deferred Inflows of Resources Related to Pensions

At June 30, 2020, the Town reported no liability for its proportionate share of the net pension liability, as the State provides 100% pension support to the Town through its appropriations to the FRSWPF. The total portion of the net pension liability that was associated with the Town and supported by the State was \$9,144. The net pension liability was measured as of June 30, 2019. The total pension liability used to calculate the net pension liability was determined by an actuarial valuation as of December 31, 2018. The total pension liability was then rolled forward to the measurement date of June 30, 2019 utilizing update procedures incorporating the actuarial assumptions. The Town's proportion of the net pension liability was based on a projection of the Town's long-term share of contributions to the pension plan relative to the projected contributions of all participating employers. As the Town is not projected to make any future contributions to the plan, its proportionate share at June 30, 2020 was 0%.

For the year ended June 30, 2020, the Town recognized pension expense of \$2,010 and revenue of \$2,010 for support provided by the State. At June 30, 2020, the Town reported no deferred outflows of resources and no deferred inflows of resources related to pensions.

Actuarial Assumptions. The total pension liability in the December 31, 2018 actuarial valuation was determined using the following actuarial assumptions, applied to all periods included in the measurement:

Inflation	3.0 percent
Salary increases	Not applicable
Investment rate of return	7.00 percent, net of pension plan investment expense, including inflation

Town of Spring Lake, North Carolina
Notes to the Financial Statements (continued)
June 30, 2020

NOTE 3 - DETAIL NOTES ON ALL FUNDS (continued)

B - Liabilities (continued)

1. Pension Plan and Postemployment Obligations (continued)

e. Firemen's and Rescue Squad Workers' Pension Fund (continued)

For more information regarding actuarial assumptions, including mortality tables, the actuarial experience study, the consideration of future ad hoc COLA amounts, the development of the projected long-term investment returns, and the asset allocation policy, refer to the discussion of actuarial assumptions for the LGERS plan in Section a. of this note.

Discount rate. The discount rate used to measure the total pension liability was 7.00%. The projection of cash flows used to determine the discount rate assumed that contributions from plan members will be made at the current contribution rate and that contributions from employers will be made at statutorily required rates, actuarially determined. Based on these assumptions, the pension plan's fiduciary net position was projected to be available to make all projected future benefit payments of the current plan members. Therefore, the long-term expected rate of return on pension plan investments was applied to all periods of projected benefit payments to determine the total pension liability.

Pension plan fiduciary net position. Detailed information about the pension plan's fiduciary net position is available in the separately issued Comprehensive Annual Financial Report (CAFR) for the State of North Carolina.

f. Other Postemployment Benefits

Healthcare Benefits

Plan Description. Under the terms of a Town resolution, the Town administers a single-employer defined benefit Healthcare Benefits Plan (the HCB Plan). The plan provides postemployment healthcare benefits to retirees of the Town, provided they have at least 15 years of creditable service with the Town and at least 60 years of age, or 20 years of service and at least 60 years of age. Those employees retiring under disability must have 15 years of service with the Town. No assets are accumulated in a trust that meets the criteria in paragraph 4 of GASB Statement 75.

Membership of the HCB Plan consisted of the following at June 30, 2019, the date of the latest actuarial valuation:

	General Employees	Law Enforcement Officers	Firefighters
Retirees and dependents receiving benefits	12	-	-
Active plan members	45	28	17
Total	57	28	17

Town of Spring Lake, North Carolina
Notes to the Financial Statements (continued)
June 30, 2020

NOTE 3 - DETAIL NOTES ON ALL FUNDS (continued)

B - Liabilities (continued)

1. Pension Plan and Postemployment Obligations (continued)

f. Other Postemployment Benefits (continued)

Funding policy: The Town currently charges Pre-65 retirees \$25 per month for healthcare and prescription drug coverage. The Town pays the remainder of the retirees' coverage. The Town also pays 100% of dental, vision, and life insurance for pre-65 and post-65 retirees. The Town pays the full cost of the Medicare supplemental policy, which includes Medicare Part D prescription drug coverage. The Town has chosen to fund the healthcare benefits on a pay-as-you-go basis.

Total OPEB Liability

The Town's total OPEB liability of \$3,796,598 was measured as of June 30, 2019 and was determined by an actuarial valuation as of that date. *Actuarial assumptions and other inputs.* The total OPEB liability in the June 30, 2019 actuarial valuation was determined using the following actuarial assumptions and other inputs, applied to all periods included in the measurement unless otherwise specified:

Inflation	2.50 percent
Salary increases	3.50 percent average, including inflation
Discount rate	3.50 percent
Healthcare cost trend rates	Medical - 5.00%
	Prescription - 7.00%

The discount rate is based on the yield of the S&P Municipal Bond 20 Year High Grade Rate Index as of the measurement date.

Changes in the Total OPEB Liability

	<u>Total OPEB Liability</u>
Balance at June 30, 2019	\$ 4,693,525
Changes for the year	
Service cost	295,073
Interest	181,581
Differences between expected and actual experience	(1,290,569)
Changes in assumptions or other inputs	(31,244)
Benefit payments	(51,768)
Net changes	<u>(896,927)</u>
Balance at June 30, 2020	<u>\$ 3,796,598</u>

Town of Spring Lake, North Carolina
Notes to the Financial Statements (continued)
June 30, 2020

NOTE 3 - DETAIL NOTES ON ALL FUNDS (continued)

B - Liabilities (continued)

1. Pension Plan and Postemployment Obligations (continued)

f. Other Postemployment Benefits (continued)

Changes in assumptions and other inputs reflect a change in the discount rate from 3.89% to 3.50%.

Mortality rates were based on the RP-2014 Total Data Set for Healthy Annuitants Mortality Table.

The actuarial assumptions used in the June 30, 2019 valuation were based on the results of an actuarial experience study for the period January 2010 through December 2014.

Sensitivity of the total OPEB liability to changes in the discount rate. The following presents the total OPEB liability of the Town, as well as what the Town's total OPEB liability would be if it were calculated using a discount rate that is 1-percentage-point lower (2.50 percent) or 1-percentage-point higher (4.50 percent) than the current discount rate:

	1% Decrease	Discount Rate (3.50%)	1% Increase
Total OPEB liability	\$ 4,569,992	\$ 3,796,598	\$ 3,195,928

Sensitivity of the total OPEB liability to changes in the healthcare cost trend rates. The following presents the total OPEB liability of the Town, as well as what the Town's total OPEB liability would be if it were calculated using healthcare cost trend rates that are 1-percentage-point lower or 1-percentage-point higher than the current healthcare cost trend rates:

	(Medical - 4.00% , Prescription - 6.00% , Admin Expenses - 2.00%)	Discount Rate (Medical - 5.00% , Prescription - 7.00% , Admin Expenses - 3.00%)	(Medical - 6.00% , Prescription - 8.00% , Admin Expenses - 4.00%)
Total OPEB liability	\$ 3,154,730	\$ 3,796,598	\$ 4,652,965

OPEB Expense and Deferred Outflows of Resources and Deferred Inflows of Resources Related to OPEB

For the year ended June 30, 2020, the Town recognized OPEB expense of \$228,771. At June 30, 2020, the Town reported deferred outflows of resources and deferred inflows of resources related to OPEB from the following sources:

	Deferred Outflows of Resources	Deferred Inflows of Resources
Differences between expected and actual experience	\$ -	\$ 1,197,393
Changes of assumptions	-	595,278
Total	\$ -	\$ 1,792,671

Town of Spring Lake, North Carolina
Notes to the Financial Statements (continued)
June 30, 2020

NOTE 3 - DETAIL NOTES ON ALL FUNDS (continued)

B - Liabilities (continued)

1. Pension Plan and Postemployment Obligations (continued)

f. Other Postemployment Benefits (continued)

\$0 reported as deferred outflows of resources related to pensions resulting from benefit payments made and administrative expenses incurred subsequent to the measurement date will be recognized as a decrease of the total pension liability in the year ended June 30, 2020. Other amounts reported as deferred inflows of resources related to Pensions will be recognized in pension expense as follows:

2021	\$	(247,883)
2022		(247,883)
2023		(247,883)
2024		(247,883)
2025		(247,883)
Thereafter		(553,255)

2. Other Employment Benefits

The Town has elected to provide death benefits to employees through the Death Benefit Plan for members of the Local Government Employees' Retirement System (Death Benefit Plan), a multi-employer, State-administered, cost sharing plan funded on a one-year term cost basis. The beneficiaries of those employees who die in active service after one year of contributing membership in the System, or who die within 180 days after retirement or termination of service and have at least one year of contributing membership service in the System at the time of death are eligible for death benefits, Lump sum death benefit payments to beneficiaries are equal to the employee's 12 highest months' salary in a row during the 24 months prior to the employees death, but the benefit may not exceed \$50,000 or be less than \$25,000. All death benefit payments are made from the Death Benefit Plan. The Town has no liability beyond the payment of the contributions. The contributions to the Death Benefit Plan cannot be separated between the post-employment benefit amount and the other benefit amount. The Town considers these contributions to be immaterial.

Town of Spring Lake, North Carolina
Notes to the Financial Statements (continued)
June 30, 2020

NOTE 3 - DETAIL NOTES ON ALL FUNDS (continued)

B - Liabilities (continued)

3. Deferred Outflows and Inflows of Resources

The Town has several deferred outflows of resources. Deferred outflows of resources is comprised of the following:

Source	Amount
Contributions to pension plan in current fiscal year	\$ 684,019
Benefit payments made and administrative expenses for LEOSSA	-
Differences between expected and actual experience	292,299
Changes of assumptions	298,250
Net difference between projected and actual	41,639
Changes in proportion and differences between employer contributions and proportionate share of contributions	451,004
Total	\$ 1,767,211

Deferred inflows of resources at year-end is comprised of the following:

	Statement of Net Position	General Fund Balance sheet
Taxes Receivable, less penalties (General Fund)	\$ -	\$ 96,049
Changes in assumptions	604,718	-
Differences between expected and actual experience	1,339,985	-
Total	\$ 1,944,703	\$ 96,049

4. Risk Management

The Town is exposed to various risks of loss related to torts; theft of, damage to, and destruction of assets; errors and omissions; injuries to employees; and natural disasters. The Town participates in three self-funded risk-financing pools administered by the North Carolina League of Municipalities. Through these pools, the Town obtains general liability and auto liability coverage of \$1 million per occurrence, property coverage up to the total insured values of the property policy, workers' compensation coverage up to statutory limits, and employee health coverage. The liability and property exposures are reinsured through commercial carriers for claims in excess of retentions as selected by the Board of Trustees each year. Stop loss insurance is purchased by the Board of Trustees to protect against large medical claims that exceed certain dollar cost levels. Specific information on the limits of the reinsurance, excess and stop loss policies purchased by the Board of Trustees can be obtained by contacting the Risk Management Services Department of the NC League of Municipalities. The pools are audited annually by certified public accountants, and the audited financial statements are available to the Town upon request.

Town of Spring Lake, North Carolina
Notes to the Financial Statements (continued)
June 30, 2020

NOTE 3 - DETAIL NOTES ON ALL FUNDS (continued)

B - Liabilities (continued)

4. Risk Management (continued)

In accordance with G.S. 159-29, the Town's employees that have access to \$100 or more at any given time of the Town's funds are performance bonded through a commercial surety bond. The Finance Director is individually bonded for \$135,000 and the tax collector is bonded for \$25,000. The remaining employees that have access to cash are covered under a blanket insurance policy for \$50,000.

The Town carries commercial coverage for all other risks of loss. There have been no significant reductions in insurance coverage in the prior year, and settled claims have not exceeded coverage in any of the past three fiscal years.

The Town does not carry flood insurance, as the Town does not feel that, based on the location of their assets, the added cost of flood insurance is justifiable.

5. Claims, Judgments and Contingent Liabilities

At June 30, 2020, the Town was a defendant to various lawsuits. In the opinion of the Town's management and the Town attorneys, the ultimate effect of these legal matters will not have a material adverse effect on the Town's financial position.

6. Long-Term Obligations

a. Installment Purchase

The Town has entered into various direct placement installment purchase contracts to finance the purchase of equipment, police cars, and fire protection equipment.

Notes payable included in the accompanying financial statements include the purchase of various equipment and construction of water lines. The Town's notes payable at June 30, 2020 are comprised of the following individual notes:

Governmental Activities:

Note payable to finance the Community Center due in annual installments of \$131,240 including interest at 4.125%.	\$ 2,113,385
Note payable to finance street paving project due in annual installments of \$150,000 including interest at 2.43%.	600,000
Note payable to finance the purchase of land and buildings in the SLA Fund due in annual installments of \$875,000 including interest at 2.98% with the first payment beginning in August of 2021.	3,500,000
Total governmental activities	\$ 6,213,385

Town of Spring Lake, North Carolina
Notes to the Financial Statements (continued)
June 30, 2020

NOTE 3 - DETAIL NOTES ON ALL FUNDS (continued)

B - Liabilities (continued)

6. Long-Term Obligations (continued)

a. Installment Purchase (continued)

Business-type Activities:

Note payable to finance a Freightliner Clam Shell Truck for the Sanitation Department, in the amount of \$234,241, closed on 7-27-16. Annual installments due for \$49,063 including interest at 1.56%.	<u>\$ 95,877</u>
Total business-type activities	<u>95,877</u>
Total installment purchases	<u><u>\$ 6,309,262</u></u>

b. Capital Lease Obligations

Governmental Activities:

The Town has entered into several capital lease agreements for the use of police vehicles. Payments total \$8,674 a month including interest for 60 months.	<u>\$ 381,985</u>
---	-------------------

c. General Obligation Indebtedness

The general obligation bonds and non-general obligation bonds issued to finance the construction of water and sewer systems facilities are being retired by the resources of the enterprise fund. Accordingly, these bonds are recorded as long-term debt in the Enterprise Fund. All general obligation bonds are collateralized by the full faith, credit, and taxing power of the Town. Principal and interest requirements are appropriated when due.

Bonds payable at June 30, 2020 are comprised of the following individual issues:

Serviced by the Water and Sewer Fund:

Water, Series 2008 Bonds (general obligation), issued February 19, 2008; principal installments ranging from \$9,000 to \$36,000, beginning June 1, 2008 through June 1, 2047; interest at 4.625%, payable annually.	\$ 679,000
Sanitary Sewer, Series 2008 Bonds (general obligation), issued February 19, 2008; principal installments ranging from \$6,000 to \$24,000, beginning June 1, 2008 through June 1, 2047; interest at 4.625%, payable annually.	<u>437,000</u>
Total bonds payable	<u><u>\$ 1,116,000</u></u>

Town of Spring Lake, North Carolina
Notes to the Financial Statements (continued)
June 30, 2020

NOTE 3 - DETAIL NOTES ON ALL FUNDS (continued)

B - Liabilities (continued)

6. Long-Term Obligations (continued)

d. Federal Revolving Loans

DENR - WWTP Project - Phase I, issued October 17, 2013; principal installments ranging of \$89,678, through May 1, 2029; interest at 0.00%, payable annually.	\$ 807,106
DENR - Lower Little River Project - Phase I, issued May 16, 2013; principal installments ranging of \$33,634, through May 6, 2033; interest at 0.00%, payable annually.	437,246
DENR - Lillington Hwy Water Main, issued March 14, 2014; principal installments ranging of \$40,140, through May 1, 2034; interest at 0.00%, payable annually.	<u>561,961</u>
Total federal revolving loans	<u><u>\$ 1,806,313</u></u>

Town of Spring Lake, North Carolina
Notes to the Financial Statements (continued)
June 30, 2020

NOTE 3 - DETAIL NOTES ON ALL FUNDS (continued)

B - Liabilities (continued)

6. Long-Term Obligations (continued)

d. Changes in Long-Term Liabilities

The following is a summary of changes in the Town's long-term obligations as of June 30, 2020.

Governmental activities:	Beginning Balances	Increases	Decreases	Ending Balance	Current Portion
Direct placement					
Installment purchase	\$ 2,905,703	3,500,000	\$ (192,318)	\$ 6,213,385	\$ 194,064
Capital leases	-	454,285	(72,300)	381,985	90,857
Compensated absences	274,538	25,608	-	300,146	-
Total OPEB liability	3,801,013	-	(717,542)	3,083,471	-
Net pension obligation (LGERS)	1,212,806	163,556	-	1,376,362	-
Total pension obligation (LEO)	306,294	-	(26,139)	280,155	-
Governmental activity long-term liabilities	<u>\$ 8,500,354</u>	<u>\$ 4,143,449</u>	<u>\$ (1,008,299)</u>	<u>\$ 11,635,504</u>	<u>\$ 284,921</u>

Business-type activities:	Beginning Balances	Increases	Decreases	Ending Balance	Current Portion
Direct placement					
Installment purchase	\$ 142,714	\$ -	\$ (46,837)	\$ 95,877	\$ 47,568
General obligation bonds	1,139,000	-	(23,000)	1,116,000	23,000
Federal revolving loan	1,969,765	-	(163,452)	1,806,313	163,453
Compensated absences	57,957	11,759	(7,313)	62,403	25,000
Total OPEB liability	892,512	-	(179,385)	713,127	-
Net pension obligation (LGERS)	289,834	40,892	-	330,726	-
Business-type activity long-term liabilities	<u>\$ 4,644,165</u>	<u>\$ 52,651</u>	<u>\$ (419,987)</u>	<u>\$ 4,124,446</u>	<u>\$ 259,021</u>

Town of Spring Lake, North Carolina
Notes to the Financial Statements (continued)
June 30, 2020

NOTE 3 - DETAIL NOTES ON ALL FUNDS (continued)

B - Liabilities (continued)

d. Changes in Long-Term Liabilities

The following summarizes the annual debt service requirement to maturity for the Town (excluding compensated absences, Law Enforcement Officer's Special Separation Allowance, LGERS pension, and OPEB):

Years Ending June 30:	Installment Purchases		Capital Leases		Total Debt Due	
	Principal	Interest	Principal	Interest	Principal	Interest
<u>Governmental Activities</u>						
2021	\$ 194,064	\$ 240,945	\$ 90,857	\$ 13,228	\$ 284,921	\$ 254,173
2022	1,070,882	200,687	90,857	13,228	1,161,739	213,915
2023	1,072,774	160,355	90,857	13,228	1,163,631	173,583
2024	1,074,745	119,944	90,857	13,228	1,165,602	133,172
2025	926,797	79,452	18,557	2,702	945,354	82,154
2026-2030	292,853	363,392	-	-	292,853	363,392
2031-2035	358,447	297,760	-	-	358,447	297,760
2036-2040	438,732	217,474	-	-	438,732	217,474
2041-2045	537,000	119,206	-	-	537,000	119,206
2046-2050	247,091	15,392	-	-	247,091	15,392
	<u>6,213,385</u>	<u>1,814,607</u>	<u>381,985</u>	<u>55,614</u>	<u>6,595,370</u>	<u>1,870,221</u>

Years Ending June 30:	Revolving Loans & Installment Purchases		Obligation Bonds		Total Debt Due	
	Principal	Interest	Principal	Interest	Principal	Interest
<u>Business-type Activities</u>						
2021	\$ 211,020	\$ 1,496	\$ 23,000	\$ 51,615	\$ 234,020	\$ 53,111
2022	211,762	754	25,000	50,551	236,762	51,305
2023	163,453	-	26,000	49,395	189,453	49,395
2024	211,762	-	26,000	48,193	237,762	48,193
2025	163,453	-	28,000	46,990	191,453	46,990
2026-2030	727,585	-	160,000	214,323	887,585	214,323
2031-2035	213,155	-	200,000	173,900	413,155	173,900
2036-2040	-	-	254,000	122,886	254,000	122,886
2041-2045	-	-	238,000	52,818	238,000	52,818
2046-2050	-	-	136,000	10,545	136,000	10,545
	<u>1,902,190</u>	<u>2,250</u>	<u>1,116,000</u>	<u>821,216</u>	<u>3,018,190</u>	<u>823,466</u>
Total	<u>\$ 8,115,575</u>	<u>\$ 1,816,857</u>	<u>\$ 1,497,985</u>	<u>\$ 876,830</u>	<u>\$ 9,613,560</u>	<u>\$ 2,693,687</u>

As June 30, 2020, the Town had a legal debt limit margin of approximately \$36,624,434.

Town of Spring Lake, North Carolina
Notes to the Financial Statements (continued)
June 30, 2020

NOTE 3 - DETAIL NOTES ON ALL FUNDS (continued)

C - Interfund Balances and Activity

1. Transfers

Transfers from/to other funds consist of the following:

	Amount
From the General Fund to the Fleet Maintenance Fund	\$ 149,983
From the Stormwater Fund to the General Fund	75,000
From the Sanitation Fund to the General Fund	75,000
From the Water and Sewer Fund to the Fleet Maintenance Fund	57,038
From the Stormwater Fund to the Fleet Maintenance Fund	28,868
From the Sanitation Fund to the Fleet Maintenance Fund	21,672
	\$ 407,561

Interfund Transfers are used to move unrestricted revenues to programs in other funds in accordance with budgetary authorizations.

During FY 2019-2020, the Town made a budgeted interfund transfer of \$149,983 from the General Fund to the Water and Sewer Fund for overall and shared operations/expenses.

During FY 2019-2020, the Town made a budgeted interfund transfer of \$75,000 from the Stormwater Fund to the General Fund for overall and shared operations/expenses.

During FY 2019-2020, the Town made a budgeted interfund transfer of \$75,000 from the Sanitation Fund to the General Fund for overall and shared operations/expenses.

During FY 2019-2020, the Town made a budgeted interfund transfer of \$57,038 from the Water and Sewer Fund to the Fleet Maintenance Fund for overall and shared operations/expenses provided for the Water and Sewer Fund.

During FY 2019-2020, the Town made a budgeted interfund transfer of \$28,868 from the Stormwater Fund to the Fleet Maintenance Fund for operations/expenses provided for the Stormwater Fund.

During FY 2019-2020, the Town made a budgeted interfund transfer of \$21,672 from the Sanitation Fund to the Fleet Maintenance Fund for operations/expenses provided for the Sanitation Fund.

2. Internal balances

As of June 30, 2020, the General Fund owed the Water Sewer Fund in the amount of \$140,555.

D - Net Investment in Capital Assets

	Governmental	Business-Type
Capital assets	\$ 10,840,287	\$ 9,417,971
less: long-term debt	(6,595,370)	(3,018,190)
Net investment in capital asset	\$ 4,244,917	\$ 6,399,781

Town of Spring Lake, North Carolina
Notes to the Financial Statements (continued)
June 30, 2020

NOTE 3 - DETAIL NOTES ON ALL FUNDS (continued)

E - Fund Balance

The following schedule provides management and citizens with information on the portion of General Fund balance that is available for appropriation:

<i>Total fund balance - General Fund</i>	\$	631,875
Less:		
Stabilization by State Statute		1,037,469
Streets		265,425
Remaining fund balance	\$	(671,019)

The outstanding encumbrances are amounts needed to pay any commitments related to purchase orders and contracts that remain unperformed at year-end. There were no outstanding encumbrances at June 30, 2020.

F - On-Behalf Payments for Interest Expense

The Town has recognized as a revenue and an expenditure, on-behalf payments for interest expense of \$86,917 for the SLA Fund during the fiscal year ended June 30, 2020.

NOTE 4 - JOINT VENTURES

The Town and the members of the Town’s fire department each appoint two members to the five-member local board of trustees for the Firemen’s Relief Fund. The State Insurance Commissioner appoints one additional member to the local board of trustees. The Firemen’s Relief Fund is funded by a portion of the fire and lightning insurance premiums that insurers remit to the State. The State passes these monies to the local board of the Firemen’s Relief Fund. The funds are used to assist fire fighters in various ways. The Town obtains an ongoing financial benefit from the Fund for the on-behalf of payments for salaries and fringe benefits made to members of the Town’s fire department by the board of trustees. The participating governments do not have an equity interest in the joint venture, so no equity has been reflected in the financial statements at June 30, 2020. The Firemen’s Relief Fund does not issue separate audited financial statements. Instead, the local board of trustees files an annual financial report with the State Firemen’s Association. This report can be obtained from the Association at 323 West Jones Street, Suite 401, Raleigh, North Carolina 27603.

NOTE 5 - SUMMARY DISCLOSURE OF SIGNIFICANT CONTINGENCIES

Federal and State Assisted Programs

The Town has received proceeds from several Federal and State grants. Periodic audits of these grants are required and certain costs may be questioned as not being appropriate expenditures under the grant agreements. Such audits could result in the refund of grant monies to the grantor agencies. Management believes that any required refunds will be immaterial. No provision has been made in the accompanying financial statements for the refund of grant monies.

NOTE 6 - SUBSEQUENT EVENTS

Subsequent events were evaluated through March 31, 2021, which is the date the financial statements were available to be issued.

Required Supplementary Financial Data

This section contains additional information required by generally accepted accounting principles.

- Schedule of Proportionate Share of Net Pension Liability for Local Government Employees' Retirement System.
- Schedule of Contributions to Local Government Employees' Retirement System.
- Schedule of Changes in Total Pension Liability Law Enforcement Officers' Special Separation Allowance
- Schedule of Total Pension Liability as a Percentage of Covered Payroll Law Enforcement Officers' Special Separation Allowance
- Schedule of Changes in the Total OPEB Liability

Town of Spring Lake, North Carolina
Town of Spring Lake's Proportionate Share of Net Pension Liability (Asset)
Required Supplementary Information
Last Seven Fiscal Years*

Local Government Employees' Retirement System

	<u>2020</u>	<u>2019</u>	<u>2018</u>	<u>2017</u>	<u>2016</u>	<u>2015</u>	<u>2014</u>
Spring Lake's proportionate share of the net pension liability (%)	0.0625%	0.0633%	0.0700%	0.0663%	0.6786%	0.6842%	0.0003%
Spring Lake's proportionate share of the net pension liability (\$)	\$ 1,707,088	\$ 1,502,640	\$ 1,069,409	\$ 1,407,108	\$ 304,553	\$ (403,504)	\$ 883,546
Spring Lake's covered payroll	\$ 3,920,544	\$ 4,208,064	\$ 3,776,744	\$ 3,496,257	\$ 3,416,816	\$ 3,416,816	\$ 3,416,816
Spring Lake's proportionate share of the net pension liability as a percentage of its covered-employee payroll	43.54%	35.71%	28.32%	40.25%	8.06%	-11.54%	25.86%
Plan fiduciary net position as a percentage of the total pension liability**	91.63%	94.18%	91.47%	98.09%	99.07%	102.64%	94.35%

* The amounts presented are for the prior fiscal year.

** This will be the same percentage for all participant employers in the LGERS plan.

Town of Spring Lake, North Carolina
Town of Spring Lake's Contributions
Required Supplementary Information
Last Seven Fiscal Years

Local Government Employees' Retirement System

	<u>2020</u>	<u>2019</u>	<u>2018</u>	<u>2017</u>	<u>2016</u>	<u>2015</u>	<u>2014</u>
Contractually required contribution	\$ 684,019	\$ 575,196	\$ 551,332	\$ 505,438	\$ 510,313	\$ 486,138	\$ 472,604
Contributions in relation to the contractually required contribution	684,019	575,196	551,332	505,438	510,313	486,138	472,604
Contribution deficiency (excess)	<u>\$ -</u>	<u>\$ -</u>	<u>\$ -</u>	<u>\$ -</u>	<u>\$ -</u>	<u>\$ -</u>	<u>\$ -</u>
Spring Lake's covered-employee payroll	\$ 4,314,135	\$ 3,920,544	\$ 4,208,064	\$ 3,776,744	\$ 3,496,257	\$ 3,416,816	\$ 3,416,816
Contributions as a percentage of covered-employee payroll	15.86%	14.67%	13.10%	13.38%	14.60%	14.23%	13.83%

Town of Spring Lake, North Carolina
Schedule of Changes in Total Pension Liability
Law Enforcement Officer's Special Separation Allowance
June 30, 2020

	<u>2020</u>	<u>2019</u>	<u>2018</u>	<u>2017</u>
Beginning balance	\$ 306,294	\$ 524,014	\$ 505,879	\$ 505,533
Service Cost	25,511	25,328	29,062	30,166
Interest on the total pension liability	10,170	15,694	18,698	17,350
Differences between expected and actual experience in the measurement of the total pension liability	(15,864)	(193,224)	(15,926)	-
Changes of assumptions or other inputs	7,847	(10,770)	29,266	(8,114)
Benefit payments	(53,803)	(54,748)	(42,965)	(39,056)
Ending balance of the total pension liability	<u>\$ 280,155</u>	<u>\$ 306,294</u>	<u>\$ 524,014</u>	<u>\$ 505,879</u>

The amounts presented for each fiscal year were determined as of the prior fiscal year ending December 31.

Town of Spring Lake, North Carolina
Schedule of Total Pension Liability as a Percentage of Covered Payroll
Law Enforcement Officer's Special Separation Allowance
June 30, 2020

	<u>2020</u>	<u>2019</u>	<u>2018</u>	<u>2017</u>
Total pension liability	\$ 280,155	\$ 306,294	\$ 524,014	\$ 505,879
Covered payroll	1,233,178	1,072,265	1,335,726	1,319,390
Total pension liability as a percentage of covered payroll	22.72%	28.57%	39.23%	38.34%

Notes to the schedules:

Town of Spring Lake has no assets accumulated in a trust that meets the criteria in paragraph 4 of GASB Statement 73 to pay related benefits.

Town of Spring Lake, North Carolina
Schedule of Changes in the Total OPEB Liability and Related Ratios
June 30, 2020

	<u>2020</u>	<u>2019</u>
Total OPEB Liability		
Service cost	\$ 295,073	\$ 313,012
Interest	181,581	163,361
Differences between expected and actual experience	(1,290,569)	(44,161)
Changes in assumptions or other inputs	(31,244)	(296,392)
Benefit payments	(51,768)	(61,620)
Net changes in total OPEB liability	<u>(896,927)</u>	<u>74,200</u>
Total OPEB liability - beginning	<u>4,693,525</u>	<u>4,619,325</u>
Total OPEB liability - ending	<u>\$ 3,796,598</u>	<u>\$ 4,693,525</u>
Covered payroll	3,627,072	3,966,436
Total OPEB liability as a percentage of covered payroll	104.67%	118.33%

Notes to Schedule

Changes of assumptions: Changes of assumptions and other inputs reflect the effects of changes in the discount rate of each period. The following are the discount rates used in each period:

<u>Fiscal year</u>	<u>Rate</u>
2019	3.89%
2020	3.50%

Individual Fund Statements and Schedules

General Fund

Town of Spring Lake, North Carolina
General Fund
Schedule of Revenues, Expenditures, and Changes in Fund Balance -
Budget and Actual
For the Year Ended June 30, 2020

	<u>Budget</u>	<u>Actual</u>	<u>Variance Positive (Negative)</u>
Revenues:			
Ad valorem taxes:			
Taxes	\$	\$ 3,162,157	\$
Penalties and interest		12,675	
Total	<u>3,168,218</u>	<u>3,174,832</u>	<u>6,614</u>
Other taxes and licenses:			
Rental vehicle tax		14,326	
Motor vehicle tax		38,645	
Privilege licenses		75	
Total	<u>76,600</u>	<u>53,046</u>	<u>(23,554)</u>
Unrestricted intergovernmental:			
Electricity franchise tax		387,753	
Video programming		131,200	
Local option sales tax		1,910,144	
Telecommunications tax		47,115	
Beer and wine tax		48,998	
Sales tax agreement reimbursement		83,504	
Beer and wine reimbursement		18,448	
Solid waste reimbursement		3,437	
Total	<u>2,789,877</u>	<u>2,630,599</u>	<u>(159,278)</u>
Restricted intergovernmental:			
Senior citizens grant (from Mid Carolina)		26,974	
Fire local grant		78,750	
Powell bill allocation		265,425	
Manchester fire tax		104,349	
FEMA grants		214,766	
NCDOT road maintenance		10,715	
Total	<u>\$ 516,586</u>	<u>\$ 700,979</u>	<u>\$ 184,393</u>

Town of Spring Lake, North Carolina
General Fund
Schedule of Revenues, Expenditures, and Changes in Fund Balance -
Budget and Actual (continued)
For the Year Ended June 30, 2020

	<u>Budget</u>	<u>Actual</u>	<u>Variance Positive (Negative)</u>
Permits and fees:			
Permits and inspection fees	\$	\$ 43,573	\$
Planning fees		12,388	
Fire department fees		36,858	
Police department fees		1,248	
Total	<u>90,225</u>	<u>94,067</u>	<u>3,842</u>
Sales and services:			
Recreation fees and concessions		19,055	
Total	<u>45,175</u>	<u>19,055</u>	<u>(26,120)</u>
Investment earnings	<u>42,000</u>	<u>21,353</u>	<u>(20,647)</u>
Other revenues:			
Employee insurance premium		20,897	
Other revenues		40,135	
SLA reimbursements		355,490	
Total	<u>148,356</u>	<u>416,522</u>	<u>268,166</u>
Total revenues	<u>6,877,037</u>	<u>7,110,453</u>	<u>233,416</u>
Expenditures:			
General government:			
Governing body:			
Elected officials		91,670	
Dues and subscriptions		10,443	
Other operating expenditures		79,770	
Total	<u>147,154</u>	<u>181,883</u>	<u>(34,729)</u>
Administration:			
Salaries and employee benefits		378,288	
Other operating expenditures		17,287	
Total	<u>308,907</u>	<u>395,575</u>	<u>(86,668)</u>
Elections:			
Operating expenses		4,347	
Total	<u>\$ 5,000</u>	<u>\$ 4,347</u>	<u>\$ 653</u>

Town of Spring Lake, North Carolina
General Fund
Schedule of Revenues, Expenditures, and Changes in Fund Balance -
Budget and Actual (continued)
For the Year Ended June 30, 2020

	<u>Budget</u>	<u>Actual</u>	<u>Variance Positive (Negative)</u>
Finance:			
Salaries and benefits	\$	\$ 218,951	\$
Professional services		18,125	
Other operating expenditures		34,001	
Capital outlay		93,014	
Total	<u>232,797</u>	<u>364,091</u>	<u>(131,294)</u>
Human resources:			
Salaries and employee benefits		176	
Total	<u>12,131</u>	<u>176</u>	<u>11,955</u>
Legal services:			
Professional services		62,132	
Total	<u>38,000</u>	<u>62,132</u>	<u>(24,132)</u>
Tax collection:			
Professional services		64,133	
Total	<u>60,500</u>	<u>64,133</u>	<u>(3,633)</u>
Planning:			
Other operating expenditures		39,795	
Total	<u>34,000</u>	<u>39,795</u>	<u>(5,795)</u>
Information technology:			
Other operating expenditures		213,239	
Total	<u>192,791</u>	<u>213,239</u>	<u>(20,448)</u>
Public buildings:			
Salaries and employee benefits		60,290	
Other operating expenditures		117,541	
Total	<u>124,835</u>	<u>177,831</u>	<u>(52,996)</u>
Public works:			
Salaries and employee benefits		170,237	
Other operating expenditures		23,531	
Total	<u>94,321</u>	<u>193,768</u>	<u>(99,447)</u>
Total general government	<u>\$ 1,250,436</u>	<u>\$ 1,696,970</u>	<u>\$ (446,534)</u>

Town of Spring Lake, North Carolina
General Fund
Schedule of Revenues, Expenditures, and Changes in Fund Balance -
Budget and Actual (continued)
For the Year Ended June 30, 2020

	<u>Budget</u>	<u>Actual</u>	<u>Variance Positive (Negative)</u>
Public safety:			
Police department:			
Salaries and employee benefits	\$	\$ 2,109,345	\$
Other operating expenditures		429,189	
Capital outlay		454,285	
Total	<u>2,609,150</u>	<u>2,992,819</u>	<u>(383,669)</u>
Inspections:			
Salaries and employee benefits		233,116	
Other operating expenditures		18,374	
Total	<u>268,790</u>	<u>251,490</u>	<u>17,300</u>
Fire:			
Salaries and employee benefits		1,337,757	
Other operating expenditures		244,352	
Capital outlay		178,113	
Total	<u>1,663,794</u>	<u>1,760,222</u>	<u>(96,428)</u>
Total public safety	<u>4,541,734</u>	<u>5,004,531</u>	<u>(462,797)</u>
Economic development:			
Salaries and employee benefits		90,363	
Total economic development	<u>-</u>	<u>90,363</u>	<u>(90,363)</u>
Transportation:			
Streets:			
Salaries and employee benefits		202,659	
Other operating expenditures		272,831	
Total	<u>352,415</u>	<u>475,490</u>	<u>(123,075)</u>
Public transportation:			
Other operating expenditures		103,601	
Total	<u>112,501</u>	<u>103,601</u>	<u>8,900</u>
Total transportation	<u>464,916</u>	<u>579,091</u>	<u>(114,175)</u>
Cultural and recreational:			
Recreation:			
Salaries and employee benefits		424,145	
Professional services		166,138	
Total	<u>\$ 536,858</u>	<u>\$ 590,283</u>	<u>\$ (53,425)</u>

Town of Spring Lake, North Carolina
General Fund
Schedule of Revenues, Expenditures, and Changes in Fund Balance -
Budget and Actual (continued)
For the Year Ended June 30, 2020

	<u>Budget</u>	<u>Actual</u>	<u>Variance Positive (Negative)</u>
Cultural and recreational (continued):			
Senior enrichment center:			
Salaries and employee benefits	\$	\$ 153,324	\$
Other operating expenditures		20,295	
Total	<u>195,476</u>	<u>173,619</u>	<u>21,857</u>
Total cultural and recreational	<u>732,334</u>	<u>763,902</u>	<u>(31,568)</u>
Non-departmental:			
Special appropriations		10,943	
Other operating expenditures		114,656	
Total	<u>12,530</u>	<u>125,599</u>	<u>(113,069)</u>
Debt service:			
Principal		264,619	
Interest		117,532	
SLA loan payments		86,917	
Total	<u>299,326</u>	<u>469,068</u>	<u>(169,742)</u>
Total expenditures	<u>7,301,276</u>	<u>8,729,524</u>	<u>(1,428,248)</u>
Revenues over (under) expenditures	<u>(424,239)</u>	<u>(1,619,071)</u>	<u>(1,194,832)</u>
Other financing sources (uses):			
Capital lease proceeds	-	454,285	454,285
Transfers from other funds:			
Stormwater Fund	111,191	75,000	(36,191)
Sanitation Fund	75,000	75,000	-
Water and Sewer Fund	13,031	-	(13,031)
Transfers to other funds:			
Fleet Maintenance Fund	(149,983)	(149,983)	-
Total other financing sources (uses)	<u>49,239</u>	<u>454,302</u>	<u>405,063</u>
Fund balance appropriated	375,000	-	375,000
Net change in fund balances	<u>\$ -</u>	<u>(1,164,769)</u>	<u>\$ (1,164,769)</u>
Fund balances, beginning		<u>1,796,644</u>	
Fund balances, ending		<u>\$ 631,875</u>	

Major Special Revenue Fund

Town of Spring Lake, North Carolina
Spring Lake Acquisitions, Inc. Fund
Schedule of Revenues, Expenditures, and Changes in Fund Balance -
Budget and Actual
For the Year Ended June 30, 2020

	<u>Budget</u>	<u>Actual</u>	<u>Variance Positive (Negative)</u>
Revenues:			
Restricted intergovernmental:			
On-behalf of payments - Town of Spring Lake	\$	\$ 86,917	\$
Investment earnings		86	
Total revenues	<u>-</u>	<u>87,003</u>	<u>87,003</u>
Expenditures:			
Capital outlay		3,441,567	
Interest payments		86,917	
Total expenditures	<u>3,500,000</u>	<u>3,528,484</u>	<u>(28,484)</u>
Other financing sources (uses):			
Installment purchase proceeds	3,500,000	3,500,000	-
Total other financing sources (uses)	<u>3,500,000</u>	<u>3,500,000</u>	<u>-</u>
Net change in fund balance	<u>\$ -</u>	<u>58,519</u>	<u>\$ 58,519</u>
Fund balance, beginning		<u>-</u>	
Fund balance, ending		<u>\$ 58,519</u>	

Non-Major Governmental Funds

Town of Spring Lake, North Carolina
Non-Major Governmental Funds
Combining Balance Sheet
June 30, 2020

	<u>Special Revenue Funds</u>		<u>Capital Project Fund</u>		<u>Combining Totals</u>
	<u>Spring Fling Fund</u>	<u>Public Safety Grants and Projects Fund</u>	<u>Street Capital Project Fund</u>	<u>Recreation Capital Project Fund</u>	
<u>Assets:</u>					
Cash and cash equivalents	\$ -	\$ 120,202	\$ 99,686	\$ -	\$ 219,888
Accounts receivable	12,579	42,357	27,672	2,840	85,448
Total assets	\$ 12,579	\$ 162,559	\$ 127,358	\$ 2,840	\$ 305,336
<u>Liabilities and fund balances:</u>					
<u>Liabilities:</u>					
Accounts payable	\$ 4,572	\$ 2,084	\$ -	\$ 117,342	\$ 123,998
Total liabilities	4,572	2,084	-	117,342	123,998
<u>Fund balances:</u>					
Restricted:					
Public Safety	-	160,475	-	-	160,475
Capital Projects	-	-	127,358	-	127,358
Assigned:					
Recreation	8,007	-	-	-	8,007
Unassigned	-	-	-	(114,502)	(114,502)
Total fund balances	8,007	160,475	127,358	(114,502)	181,338
Total liabilities and fund balances	\$ 12,579	\$ 162,559	\$ 127,358	\$ 2,840	\$ 305,336

Town of Spring Lake, North Carolina
Non-Major Governmental Fund
Combining Statement of Revenues, Expenditures and
Changes in Fund Balances
For the Year Ended June 30, 2020

	Special Revenue Funds		Capital Project Funds		Combining Totals
	Spring Fling Fund	Public Safety Grants and Projects Fund	Street Capital Project Fund	Recreation Capital Project Fund	
Revenues:					
Contribution proceeds	\$ 100	\$ -	\$ -	\$ -	\$ 100
Grant proceeds	-	145,746	-	-	145,746
Miscellaneous income	150	-	-	-	150
Total revenues	250	145,746	-	-	145,996
Expenditures:					
Current:					
Public safety	-	145,746	6,380	-	152,126
Total expenditures	-	145,746	6,380	-	152,126
Revenues over (under) expenditures	250	-	(6,380)	-	(6,130)
Fund balance, beginning	7,757	160,475	133,738	(114,502)	187,468
Fund balance, ending	\$ 8,007	\$ 160,475	\$ 127,358	\$ (114,502)	\$ 181,338

Town of Spring Lake, North Carolina
Spring Fling Fund
Schedule of Revenues, Expenditures, and Changes in Fund Balance -
Budget and Actual
For the Year Ended June 30, 2020

	<u>Budget</u>	<u>Actual</u>	<u>Variance Positive (Negative)</u>
Revenues:			
Contribution proceeds	\$ 12,850	\$ 100	\$ (12,750)
Miscellaneous income	650	150	(500)
Total revenues	<u>13,500</u>	<u>250</u>	<u>(13,250)</u>
Expenditures:			
Contracted services		-	
Total expenditures	<u>13,500</u>	<u>-</u>	<u>13,500</u>
 Revenues over (under) expenditures	 <u>\$ -</u>	 250	 <u>\$ 250</u>
 Fund balance, beginning		 <u>7,757</u>	
Fund balance, ending		<u>\$ 8,007</u>	

Town of Spring Lake, North Carolina
Public Safety Grants and Projects Fund
Schedules of Revenues, Expenditures, and Changes in Fund Balance -
Budget and Actual
From Inception and for the Year Ended June 30, 2020

	Project Authorization	Prior Year Actual	Current Year	Total to Date	Variance Positive (Negative)
Revenues:					
Governor's highway safety program	\$ 227,133	\$ 272,565	\$ -	\$ 272,565	\$ 45,432
Safer Grant	308,960	365,408	145,746	511,154	202,194
Miscellaneous income	2,901	4,026	-	4,026	1,125
Total revenues	<u>538,994</u>	<u>641,999</u>	<u>145,746</u>	<u>787,745</u>	<u>248,751</u>
Expenditures:					
Salaries and employee benefits	478,212	295,118	145,746	440,864	37,348
Other operating expenditures	47,711	86,036	-	86,036	(38,325)
Capital outlay	244,250	487,738	-	487,738	(243,488)
Total expenditures	<u>770,173</u>	<u>868,892</u>	<u>145,746</u>	<u>1,014,638</u>	<u>(244,465)</u>
Other financing sources (uses):					
Installment purchase proceeds	100,750	98,039	-	6,040,269	5,939,519
Transfers (to) from General Fund	130,429	289,329	-	856,969	726,540
Total other financing sources (uses)	<u>231,179</u>	<u>387,368</u>	<u>-</u>	<u>6,897,238</u>	<u>6,666,059</u>
Revenues over (under) expenditures	<u>\$ -</u>	<u>\$ 160,475</u>	<u>-</u>	<u>\$ 6,670,345</u>	<u>\$ 6,670,345</u>
Fund balance, beginning			<u>160,475</u>		
Fund balance, ending			<u>\$ 160,475</u>		

Town of Spring Lake, North Carolina
Street Capital Project Fund
Schedule of Revenues, Expenditures, and Changes in Fund Balances-
Budget and Actual
From Inception and for the Year Ended June 30, 2020

	Project Authorization	Prior Year Actual	Current Year	Total to Date	Variance Positive (Negative)
Revenues:					
Investment earnings	\$ 40,000	\$ 79	\$ -	\$ 79	\$ (39,921)
Total revenues	<u>40,000</u>	<u>79</u>	<u>-</u>	<u>79</u>	<u>(39,921)</u>
Expenditures:					
Professional services	81,100	110,838	6,380	117,218	(36,118)
Contracted services	-	6,052	-	6,052	(6,052)
Capital outlay	1,860,034	1,690,585	-	1,690,585	169,449
Total expenditures	<u>1,941,134</u>	<u>1,807,475</u>	<u>6,380</u>	<u>1,813,855</u>	<u>127,279</u>
Other financing sources (uses):					
Transfers from/(to) other funds	401,134	441,134	-	441,134	40,000
Installment purchase proceeds	1,500,000	1,500,000	-	1,500,000	-
Total other financing sources (uses)	<u>1,901,134</u>	<u>1,941,134</u>	<u>-</u>	<u>1,941,134</u>	<u>40,000</u>
Net change in fund balance	<u>\$ -</u>	<u>\$ 133,738</u>	<u>(6,380)</u>	<u>\$ 127,358</u>	<u>\$ 127,358</u>
Fund balance, beginning			<u>133,738</u>		
Fund balance, ending			<u>\$ 127,358</u>		

Town of Spring Lake, North Carolina
Recreation Capital Project Fund
Schedule of Revenues, Expenditures, and Changes in Fund Balances-
Budget and Actual
From Inception and for the Fiscal Year Ended June 30, 2020

	Project Authorization	Prior Year Actual	Current Year	Total to Date	Variance Positive (Negative)
Revenues:					
PARTF grant	\$ 489,650	\$ 363,148	\$ -	\$ 363,148	\$ (126,502)
Miscellaneous income	-	66	-	66	66
Total revenues	<u>489,650</u>	<u>363,214</u>	<u>-</u>	<u>363,214</u>	<u>(126,436)</u>
Expenditures:					
Professional services	252,950	226,319	-	226,319	26,631
Contracted services	42,850	5,214	-	5,214	37,636
Capital outlay	596,750	667,268	-	667,268	(70,518)
Total expenditures	<u>892,550</u>	<u>898,801</u>	<u>-</u>	<u>898,801</u>	<u>(6,251)</u>
Other financing sources:					
Transfers from/(to) other funds	34,450	52,635	-	52,635	18,185
Installment purchase proceeds	368,450	368,450	-	368,450	-
Total other financing sources (uses)	<u>402,900</u>	<u>421,085</u>	<u>-</u>	<u>421,085</u>	<u>18,185</u>
Net change in fund balance	<u>\$ -</u>	<u>\$ (114,502)</u>	<u>-</u>	<u>\$ (114,502)</u>	<u>\$ (114,502)</u>
Fund balance, beginning			<u>(114,502)</u>		
Fund balance, ending			<u>\$ (114,502)</u>		

Enterprise Funds

Town of Spring Lake, North Carolina
Water and Sewer Fund
Schedule of Revenues and Expenditures
Budget and Actual (Non-GAAP)
For the Year Ending June 30, 2020

	<u>Budget</u>	<u>Actual</u>	<u>Variance Positive (Negative)</u>
Revenues:			
Charges for services:			
Water and sewer charges	\$	\$ 3,116,221	\$
Service charges and late fees		165,665	
Total	<u>3,597,004</u>	<u>3,281,886</u>	<u>(315,118)</u>
Water and sewer taps:			
Other operating revenues		28,005	
Total	<u>27,000</u>	<u>28,005</u>	<u>1,005</u>
Total operating revenues	<u>3,624,004</u>	<u>3,309,891</u>	<u>(314,113)</u>
Non-operating revenues:			
Interest income		10,692	
Sale of materials		942	
Rent		22,214	
Cumberland County grants		97,175	
FEMA grants		474,607	
Total	<u>139,675</u>	<u>605,630</u>	<u>465,955</u>
Total revenues	<u>3,763,679</u>	<u>3,915,521</u>	<u>151,842</u>
Expenditures:			
Revenue collections:			
Salaries and employee benefits		194,513	
Water purchases		1,166,758	
Other operating expenditures		50,509	
Total	<u>1,620,555</u>	<u>1,411,780</u>	<u>208,775</u>
Revenue billing:			
Salaries and employee benefits		197,645	
Other operating expenditures		52,611	
Total	<u>247,874</u>	<u>250,256</u>	<u>(2,382)</u>
Water and sewer operation:			
Salaries and employee benefits		267,861	
Repairs and maintenance		175,661	
Other operating expenditures		575,803	
Total	<u>\$ 1,133,471</u>	<u>\$ 1,019,325</u>	<u>\$ 114,146</u>

Town of Spring Lake, North Carolina
Water and Sewer Fund
Schedule of Revenues and Expenditures
Budget and Actual (Non-GAAP) (continued)
For the Year Ending June 30, 2020

	<u>Budget</u>	<u>Actual</u>	<u>Variance Positive (Negative)</u>
Waste water treatment plant:			
Salaries and employee benefits	\$	\$ 200,799	\$
Electricity		85,321	
Repairs and maintenance		53,064	
Contracted services		111,532	
Other operating expenditures		366,047	
Total	<u>563,977</u>	<u>816,763</u>	<u>(252,786)</u>
Debt service:			
Principal payments		186,453	
Interest		54,436	
Total	<u>239,137</u>	<u>240,889</u>	<u>(1,752)</u>
Total expenditures	<u>3,805,014</u>	<u>3,739,013</u>	<u>66,001</u>
Revenues over (under) expenditures	<u>(41,335)</u>	<u>176,508</u>	<u>217,843</u>
Other financing sources (uses):			
Transfer to Post Retirement Fund	(13,031)	-	13,031
Transfer to Stormwater Fund	(8,596)	-	8,596
Transfer to Fleet Maintenance Fund	(57,038)	(57,038)	-
Total	<u>(78,665)</u>	<u>(57,038)</u>	<u>21,627</u>
Appropriated fund balance	<u>120,000</u>	<u>-</u>	<u>(120,000)</u>
Revenues and other financing sources (uses) over (under) expenditures	<u>\$ -</u>	<u>\$ 119,470</u>	<u>\$ 119,470</u>

Town of Spring Lake, North Carolina
Water and Sewer Fund
Schedule of Revenues and Expenditures
Budget and Actual (Non - GAAP) (continued)
For the Year Ended June 30, 2020

	Budget	Actual	Variance Positive (Negative)
Reconciliation from budgetary basis (modified accrual) to full accrual:			
Revenues and other financing sources (uses) over (under) expenditures		\$ 119,470	
Reconciling items:			
Impact fees		2,892	
Principal payments		186,453	
Decrease in deferred outflows of resources - pensions		(15,895)	
Increase in net pension liability		(30,669)	
Decrease in deferred inflows of resources - pensions		1,167	
Increase in deferred inflows of resources - OPEB		(161,090)	
Decrease in OPEB liability		134,539	
Increase in accrued vacation		(1,807)	
Depreciation		(339,837)	
Total reconciling items		(224,247)	
Change in net position		\$ (104,777)	

Town of Spring Lake, North Carolina
Water and Sewer Improvements Project Fund
Schedule of Revenues and Expenditures
Budget and Actual (Non - GAAP)
From Inception and for Year Ended June 30, 2020

	Project Authorization	Prior Years	Actual Current Year	Total to Date	Variance Positive (Negative)
Revenues:					
Impact fees	\$ -	\$ 36,965	\$ 2,892	\$ 39,857	\$ 39,857
Expenditures:					
Professional fees	692,275	666,158	-	666,158	26,117
Capital outlay	4,114,976	3,618,563	-	3,618,563	496,413
Total expenditures	4,807,251	4,284,721	-	4,284,721	522,530
Revenue over (under) expenditures	(4,807,251)	(4,247,756)	2,892	(4,244,864)	562,387
Other financing sources:					
Installment proceeds	575,000	-	-	-	(575,000)
CDBG grant	87,389	89,084	-	89,084	1,695
Clean water management trust fund	37,000	37,000	-	37,000	-
DWSRF WWTP (CS370750-03)	1,402,770	1,345,175	-	1,345,175	(57,595)
DWSRF revolving loan (CS370750-04)	681,146	672,685	-	672,685	(8,461)
DWSRF grant (CS370750-04)	681,146	672,685	-	672,685	(8,461)
PWS Loan (H-LRX-F-12-1685)	1,186,478	802,801	-	802,801	(383,677)
Interfund transfers	156,322	82,052	-	82,052	(74,270)
Total other financing sources (uses)	4,807,251	3,701,482	-	3,701,482	(1,105,769)
Revenues and financing other sources (uses) over (under) expenditures	\$ -	\$ (546,274)	\$ 2,892	\$ (543,382)	\$ (543,382)

Town of Spring Lake, North Carolina
Stormwater Fund
Schedule of Revenues and Expenditures
Budget and Actual (Non - GAAP)
For the Year Ended June 30, 2020

	<u>Budget</u>	<u>Actual</u>	<u>Variance Positive (Negative)</u>
Revenues:			
Charges for services:			
Stormwater fees	\$	\$ 277,996	\$
Total	<u>283,955</u>	<u>277,996</u>	<u>(5,959)</u>
Non-operating revenues:			
Interest earned on investments		982	
Total	<u>3,400</u>	<u>982</u>	<u>(2,418)</u>
Total revenues	<u>287,355</u>	<u>278,978</u>	<u>(8,377)</u>
Expenditures:			
Stormwater:			
Salaries and employee benefits		163,608	
Operating expenses		24,232	
Total	<u>186,938</u>	<u>187,840</u>	<u>(902)</u>
Revenues over (under) expenditures	<u>100,417</u>	<u>91,138</u>	<u>(9,279)</u>
Other financing sources (uses):			
Transfer to Post Retirement Fund	(27,595)	-	27,595
Transfer to General Fund	(75,000)	(75,000)	-
Transfer to Fleet Maintenance Fund	(28,868)	(28,868)	-
Total	<u>(131,463)</u>	<u>(103,868)</u>	<u>27,595</u>
Fund balance appropriated	<u>31,046</u>	<u>-</u>	<u>31,046</u>
Revenues and other sources (uses) over (under) expenditures	<u>\$ -</u>	<u>\$ (12,730)</u>	<u>\$ 49,362</u>

Town of Spring Lake, North Carolina
Stormwater Fund
Schedule of Revenues and Expenditures
Budget and Actual (Non - GAAP) (continued)
For the Year Ended June 30, 2020

	Budget	Actual	Variance Positive (Negative)
Reconciliation from budgetary basis (modified accrual) to full accrual:			
Revenues and other financing sources (uses) over (under) expenditures		\$ (12,730)	
Reconciling items:			
Decrease in deferred outflows of resources - pensions		(2,119)	
Increase in net pension liability		(4,089)	
Decrease in deferred inflows of resources - pensions		156	
Increase in deferred inflows of resources - OPEB		(21,479)	
Decrease in OPEB liability		17,939	
Increase in accrued vacation		(460)	
Depreciation		(11,811)	
Total reconciling items		(21,863)	
Change in net position		\$ (34,593)	

Town of Spring Lake, North Carolina
Sanitation Fund
Schedule of Revenues and Expenditures
Budget and Actual (Non – GAAP)
For the Year Ended June 30, 2020

	<u>Budget</u>	<u>Actual</u>	<u>Variance Positive (Negative)</u>
Revenues:			
Charges for services:			
Solid waste fees	\$	\$ 633,387	\$
Total	<u>678,972</u>	<u>633,387</u>	<u>(45,585)</u>
Non-operating revenues:			
Interest earned on investments		2,508	
Total	<u>5,000</u>	<u>2,508</u>	<u>(2,492)</u>
Total revenues	<u>683,972</u>	<u>635,895</u>	<u>(48,077)</u>
Expenditures:			
Sanitation:			
Salaries and employee benefits		180,503	
Collection expenses		324,611	
Operating expenses		63,969	
Debt service - principal		46,837	
Debt service - interest		2,226	
Total	<u>783,668</u>	<u>618,146</u>	<u>165,522</u>
Total expenditures	<u>783,668</u>	<u>618,146</u>	<u>165,522</u>
Revenues over (under) expenditures	<u>(99,696)</u>	<u>17,749</u>	<u>119,937</u>
Other financing sources (uses):			
Transfer to General Fund	(75,000)	(75,000)	-
Transfer to Fleet Maintenance Fund	(21,672)	(21,672)	-
Total	<u>(96,672)</u>	<u>(96,672)</u>	<u>-</u>
Fund balance appropriated	<u>196,368</u>	<u>-</u>	<u>47,451</u>
Revenues and other financing sources (uses) over (under) expenditures	<u>\$ -</u>	<u>\$ (78,923)</u>	<u>\$ (78,923)</u>

Town of Spring Lake, North Carolina
Sanitation Fund
Schedule of Revenues and Expenditures
Budget and Actual (Non – GAAP) (continued)
For the Year Ended June 30, 2020

	Budget	Actual	Variance Positive (Negative)
Reconciliation from budgetary basis (modified accrual) to full accrual:			
Revenues and other financing sources (uses) over (under) expenditures		\$ (78,923)	
Reconciling items:			
Principal retirement		46,837	
Decrease in deferred outflows of resources - pensions		(3,179)	
Increase in net pension liability		(6,134)	
Decrease in deferred inflows of resources - pensions		233	
Increase in deferred inflows of resources - OPEB		(32,218)	
Decrease in OPEB liability		26,908	
Increase in accrued vacation		(1,807)	
Depreciation		(29,170)	
Total reconciling items		1,470	
Change in net position		\$ (77,452)	

Town of Spring Lake, North Carolina
Fleet Maintenance Internal Service Fund
Schedule of Revenues and Expenditures
Budget and Actual (Non – GAAP)
For the Year Ended June 30, 2020

	<u>Budget</u>	<u>Actual</u>	<u>Variance Positive (Negative)</u>
Expenditures:			
Salaries and employee benefits	\$	\$ 121,271	\$
Other operating expenditures		<u>120,503</u>	
Total expenditures	<u>257,561</u>	<u>241,774</u>	<u>15,787</u>
 Other financing sources (uses):			
Transfers from/(to) other funds		<u>256,879</u>	
Total other financing sources (uses)	<u>257,561</u>	<u>256,879</u>	<u>682</u>
 Revenues over (under) expenditures	<u>\$ -</u>	15,105	<u>\$ 15,105</u>
 Fund balance, beginning		<u>20,876</u>	
Fund balance, ending		<u>\$ 35,981</u>	

Other Schedules

- Schedule of Ad Valorem Taxes Receivable
- Analysis of Current Tax Levy

Town of Spring Lake, North Carolina
Schedule of Ad Valorem Taxes Receivable
June 30, 2020

<u>Fiscal Year</u>	<u>Uncollected Balances June 30, 2019</u>	<u>Additions</u>	<u>Collections and Credits</u>	<u>Uncollected Balances June 30, 2020</u>
2019-2020	\$ -	\$ 3,204,635	\$ 3,148,568	\$ 56,067
2018-2019	19,567	-	2,703	16,864
2017-2018	7,836	493	-	8,329
2017-prior	217,276	-	109,487	107,789
	<u>\$ 244,679</u>	<u>\$ 3,205,128</u>	<u>\$ 3,260,758</u>	<u>\$ 189,049</u>

Less: allowance for uncollectible accounts - General Fund 93,000

Ad valorem taxes receivable - net \$ 96,049

Reconciliation with revenues:

Ad valorem taxes - General Fund	\$ 3,174,832
Reconciling items:	
Interest collected	12,675
Releases from prior years	25,757
Other adjustments	47,494
Subtotal	<u>85,926</u>
Total collections and credits	<u>\$ 3,260,758</u>

Town of Spring Lake, North Carolina
Analysis of Current Year Tax Levy
For the Year Ended June 30, 2020

	Town-Wide Levy		Total Levy		
	Property Valuation	Rate	Total Levy	Property Excluding Registered Motor Vehicles	Registered Motor Vehicles
	Original levy:				
Property Tax	\$ 457,891,000	0.70	\$ 3,205,237	\$ 2,916,293	\$ 288,944
Total	<u>457,891,000</u>		<u>3,205,237</u>	<u>2,916,293</u>	<u>288,944</u>
Discoveries:					
Current Year	143,709		1,006	1,006	-
Total	<u>143,709</u>		<u>1,006</u>	<u>1,006</u>	<u>-</u>
Releases	<u>(229,283)</u>		<u>(1,608)</u>	<u>(1,608)</u>	<u>-</u>
Total property valuation	<u>\$ 457,805,426</u>				
Net levy			3,204,635	2,915,691	288,944
Uncollected taxes at June 30, 2020			<u>(56,067)</u>	<u>(56,067)</u>	<u>-</u>
Current year's taxes collected			<u>\$ 3,148,568</u>	<u>\$ 2,859,624</u>	<u>\$ 288,944</u>
Current levy collection percentage			<u>98.25%</u>	<u>98.08%</u>	<u>100.00%</u>

Compliance Section

S. Preston Douglas & Associates, LLP

CERTIFIED PUBLIC ACCOUNTANTS

MEMBERS

American Institute of CPAs

N. C. Association of CPAs

Report on Internal Control Over Financial Reporting and on Compliance and Other Matters Based on an Audit of Financial Statements Performed in Accordance with *Government Auditing Standards*

Independent Auditor's Report

To the Honorable Mayor and
Members of the Board
Town of Spring Lake, North Carolina

We have audited, in accordance with auditing standards generally accepted in the United States of America and the standards applicable to financial audits contained in *Government Auditing Standards*, issued by the Comptroller General of the United States, the accompanying financial statements of the governmental activities, the business-type activities, each major fund, and the aggregate remaining fund information of the Town of Spring Lake, North Carolina, as of and for the year ended June 30, 2020, and the related notes to the financial statements, which collectively comprises the Town of Spring Lake's basic financial statements and have issued our report thereon dated March 31, 2021.

Internal Control over Financial Reporting

In planning and performing our audit of the financial statements, we considered the Town of Spring Lake's internal control over financial reporting (internal control) to determine the audit procedures that are appropriate in the circumstances for the purpose of expressing our opinions on the financial statements, but not for the purpose of expressing an opinion on the effectiveness of the Town of Spring Lake's internal control. Accordingly, we do not express an opinion on the effectiveness of the Town's internal control.

A deficiency in internal control exists when the design or operation of a control does not allow management or employees, in the normal course of performing their assigned functions, to prevent or detect and correct misstatements on a timely basis. A material weakness is a deficiency, or a combination of deficiencies, in internal control, such that there is a reasonable possibility that a material misstatement of the entity's financial statements will not be prevented, or detected and corrected on a timely basis. A significant deficiency is a deficiency, or a combination of deficiencies, in internal control that is less severe than a material weakness, yet important enough to merit attention by those charged with governance.

Our consideration of internal control was for the limited purpose described in the first paragraph of this section and was not designed to identify all deficiencies in internal control that might be material weaknesses or significant deficiencies and therefore, material weaknesses or significant deficiencies may exist that were not identified. We did identify certain deficiencies in internal control, described in the accompanying schedule of findings and responses that we consider to be material weaknesses (items 2020-001, 2020-002, 2020-003, 2020-004, 2020-005, 2020-006, 2020-007, 2020-008).


Compliance and Other Matters

As part of obtaining reasonable assurance about whether the Town of Spring Lake's financial statements are free of material misstatement, we performed tests of its compliance with certain provisions of laws, regulations, contracts, and grant agreements, noncompliance with which could have a direct and material effect on the determination of financial statement amounts. However, providing an opinion on compliance with those provisions was not an objective of our audit, and accordingly, we do not express such an opinion. The results of our tests disclosed instances of noncompliance or other matters that are required to be reported under *Government Auditing Standards* and which are described in the accompanying schedule of findings and responses as items 2020-002, 2020-004, and 2020-008.

The Town's response to the noncompliance findings identified in our audit is described in the accompanying schedule of findings and questioned costs and corrective action plan. The Town of Spring Lake's response was not subjected to the auditing procedures applied in the audit of compliance and, accordingly, we express no opinion on the response.

Purpose of this Report

The purpose of this report is solely to describe the scope of our testing of internal control and compliance and the results of that testing, and not to provide an opinion on the effectiveness of the entity's internal control or on compliance. This report is an integral part of an audit performed in accordance with *Government Auditing Standards* in considering the entity's internal control and compliance. Accordingly, this communication is not suitable for any other purpose.

Handwritten signature in black ink that reads "S. Preston Douglas, III, CPA".

Lumberton, North Carolina
March 31, 2021

Town of Spring Lake, North Carolina
Schedule of Findings and Questioned Costs
For the Year Ended June 30, 2020

Section I. Summary of Auditor's Results
--

Financial Statements

Type of auditor's report issued:	Unmodified.
Internal control over financial reporting:	
• Material weakness(es) identified?	<u> X </u> Yes <u> </u> No
• Significant deficiency(s) identified that are not considered to be material weaknesses	<u> </u> Yes <u> X </u> None reported
• Noncompliance material to financial statements	<u> X </u> Yes <u> </u> No

Town of Spring Lake, North Carolina
Schedule of Findings and Questioned Costs (continued)
For the Year Ended June 30, 2020

Section II. Financial Statement Findings

MATERIAL WEAKNESS

Finding 2020-001 Segregation of Duties

Criteria: Duties should be segregated to provide reasonable assurance that transactions are handled appropriately.

Condition: There is a lack of segregation among Town personnel.

Effect: The Town’s internal control process cannot ensure that errors will be detected by employees in the normal course of performing their assigned functions.

Cause: There are two primary causes for this finding. Following the resignation of the Finance Director in March 2020, the Town chose not to fill the vacancy. They instead moved the A/P Clerk into the Interim Finance Director role without backfilling the A/P Clerk position. Additionally, during FY 18-19 an Accounting Assistant position was eliminated. Both factors affected the Town’s ability to adequately segregate duties.

Repeat Finding: This is a repeat finding, 2019-001.

Recommendation: We recommend that the Town fills the Finance Director position as soon as possible. We recommend that the A/P Clerk returns to her normal duties, thus re-establishing the ability to more appropriately segregate finance functions.

Views of responsible officials and planned corrective actions:

The Town agrees with the finding and agrees to adhere to the correction action plan on page 98.

Town of Spring Lake, North Carolina
Schedule of Findings and Questioned Costs (continued)
For the Year Ended June 30, 2020

Section II. Financial Statement Findings (continued)

MATERIAL WEAKNESS / MATERIAL NONCOMPLIANCE

Finding 2020-002 Excess of Expenditures over Appropriations

Criteria: N.C. General Statute 159-8(a) states that all moneys received and expended by a local government should be included in the budget ordinance.

Condition: Budget over-expenditures occurred in the General Fund, Spring Lake Acquisitions, Inc. Fund, Water and Sewer Fund, Stormwater Fund, Public Safety Grants and Projects Fund, and Recreation Capital Projects Funds in excess of \$2mil across all these funds.

Effect: Expenditures were incurred that had not been budgeted.

Cause: The Town’s management failed to prepare and recommend a realistic budget to the Board. Following the resignation of the Finance Director in March 2020, the Town chose not to fill the vacancy. They instead moved the A/P Clerk into the Interim Finance Director role without backfilling the A/P Clerk position. Additionally, during FY 18-19 an Accounting Assistant position was eliminated. The lack of adequate staffing in the Finance Department led to improper oversight of finance operations.

Repeat Finding: This is a repeat finding, 2019-002.

Recommendation: We recommend that the Town fills the Finance Director position as soon as possible and implements standard operating procedures and policies to ensure that all purchases are pre-audited as required by N.C. General Statute 159-8(a).

Views of responsible officials and planned corrective actions:

The Town agrees with the finding and agrees to adhere to the correction action plan on page 98.

Town of Spring Lake, North Carolina
Schedule of Findings and Questioned Costs (continued)
For the Year Ended June 30, 2020

Section II. Financial Statement Findings (continued)

MATERIALWEAKNESS

Finding 2020-003 Bank Reconciliations

Criteria: The bank reconciliations were not performed on a timely basis during the fiscal year ended June 30, 2020.

Condition: All 12-months of bank reconciliations for the fiscal year June 30, 2020 were not performed on a timely basis.

Effect: Bank reconciliations serve as an important internal control over cash and can identify errors, irregularities, and other adjustments to improve accuracy of accounting records. When bank reconciliations are not performed on a timely basis there is a potential that the Town does not identify errors, irregularities, and other adjustments to accounting records on a timely basis.

Cause: The Town’s Finance Director resigned in March 2020. The Town did not fill the vacancy, but instead reassigned duties to the A/P Clerk. The workload was too great for a single position and many functions, such as reconciliation of bank statements, were not performed.

Repeat Finding: This was a previous finding, 2019-003.

Recommendation: The Town is currently seeking to fill the Finance Director position before the end of June 2021. The A/P Clerk will return to her normal duties. Reconciliation of bank statements will be a function of the newly re-established Finance Director position.

Views of responsible officials and planned corrective actions:

The Town agrees with the finding and agrees to adhere to correction action plan on page 98.

Town of Spring Lake, North Carolina
Schedule of Findings and Questioned Costs (continued)
For the Year Ended June 30, 2020

Section II. Financial Statement Findings (continued)

MATERIAL WEAKNESS/ MATERIAL NONCOMPLIANCE

Finding 2020-004 Preaudit Process

Criteria: The Town was not in compliance with N.C. G.S. 159-28(a) in connection with the required preaudit process over purchases.

Conditions: In May 2020, land was purchased for the Town without proper pre-audit documentation. There were no approval signatures by the Interim Finance Director or Town Manager.

Budget over-expenditures occurred in the General Fund, Spring Lake Acquisitions, Inc. Fund, Water and Sewer Fund, Stormwater Fund, Public Safety Grants and Projects Fund, and Recreation Capital Projects Funds in excess of \$2mil across all these funds.

Effect: The Town was in violation of the statute which resulted in overspending the current year budget. Also, purchase orders could be considered a void contract.

Cause: Following the resignation of the Finance Director in March 2020, the Town chose not to fill the vacancy. They instead moved the A/P Clerk into the Interim Finance Director role without backfilling the A/P Clerk position. Additionally, during FY 18-19 an Accounting Assistant position was eliminated. The lack of adequate staffing in the Finance Department led to improper oversight of finance operations.

Repeat Finding: This is not a repeat finding.

Recommendation: We recommend that the Town fills the Finance Director position as soon as possible and implements standard operating procedures and policies to ensure that all purchases are pre-audited as required by N.C. General Statute 159-8(a).

Views of responsible officials and planned corrective actions:

The Town agrees with the finding and agrees to adhere to the correction action plan on page 99.

Town of Spring Lake, North Carolina
Schedule of Findings and Questioned Costs (continued)
For the Year Ended June 30, 2020

Section II. Financial Statement Findings (continued)

MATERIALWEAKNESS

Finding 2020-005 Missing Credit Card Receipts

Criteria: Credit card receipts for should be turned in on a monthly basis.

Condition: Credit card receipts totaling over \$15,000 related to Economic Development activities were not turned in.

Effect: Without credit card receipts, the Town cannot adequately determine whether charges were for authorized for expenditures related to board approved activities.

Cause: The Town has exercised insufficient oversight over credit card purchases. Cardholders were not held accountable by Town Management.

Repeat Finding: This is not a repeat finding.

Recommendation: We recommend that credit card receipts be required to be submitted within 10 business days of purchase. We recommend that cardholders not in compliance should have credit card purchasing privileges suspended until all receipts are provided.

Views of responsible officials and planned corrective actions:

The Town agrees with the finding and agrees to adhere to the correction action plan on page 99.

Town of Spring Lake, North Carolina
Schedule of Findings and Questioned Costs (continued)
For the Year Ended June 30, 2020

Section II. Financial Statement Findings (continued)

MATERIALWEAKNESS

Finding 2020-006 Cell Phone Allowance Error

Criteria: Controls over payroll should ensure that payroll related items are accurate.

Condition: The auditors discovered a \$10,000 cell phone allowance paid to an employee in error. The monthly cell phone allowance for this employee should have been for \$100. The overpayment totaled \$9,900 for a single pay period in March 2020. The error was not caught by the payroll technician and the employee did not notify the Town of the error.

Effect: Unless reimbursed, this payroll error will cost the Town \$9,900.

Cause: The Finance Director was not reviewing payroll registers for errors before processing.

Repeat Finding: This is a not a repeat finding.

Recommendation: We recommend that the Finance Director reviews and sign off on all payroll registers.

Views of responsible officials and planned corrective actions:

The Town agrees with the finding and agrees to adhere to the correction action plan on page 99.

Town of Spring Lake, North Carolina
Schedule of Findings and Questioned Costs (continued)
For the Year Ended June 30, 2020

Section II. Financial Statement Findings (continued)

MATERIALWEAKNESS

Finding 2020-007 Invoices Not Turned in on a Timely Basis

Criteria: Invoices should be turned into the payables clerk on a timely basis.

Condition: We noted several invoices during the year not turned into the payables clerk on a timely basis. This led to the invoices being paid late.

Effect: Invoices were paid late. Also, this reduces the accuracy of financial records when expenditures are missing, and it makes it difficult for the Finance Director to monitor the budget to actual during the fiscal year.

Cause: The Town has exercised insufficient oversight over departmental expenditures. Departments have not been held accountable by Town Management.

Repeat Finding: This is not a repeat finding.

Recommendation: Invoices should be required to be submitted within 10 business days of purchase. Departments not in compliance will have purchasing privileges suspended until all invoices are provided to Finance.

Views of responsible officials and planned corrective actions:

The Town agrees with the finding and agrees to adhere to the correction action plan on page 100.

Town of Spring Lake, North Carolina
Schedule of Findings and Questioned Costs (continued)
For the Year Ended June 30, 2020

Section II. Financial Statement Findings (continued)

MATERIALWEAKNESS / MATERIAL NONCOMPLIANCE

Finding 2020-008 Material Journal Entries

Criteria: Transactions must be accounted for accurately and on a timely basis.

Condition: The Town did not account for transactions accurately and on a timely basis requiring material year end journal entries. Material entries were needed for the following funds: Spring Lake Acquisitions, Inc. Fund, General Fund, Public Safety Grants and Projects Fund, and the Water and Sewer Fund.

Effect: The Town’s Board did not have sufficient information needed to make an accurate assessment of the Town’s financial position on a timely basis.

Cause: Following the resignation of the Finance Director in March 2020, the Town chose not to fill the vacancy. They instead moved the A/P Clerk into the Interim Finance Director role without backfilling the A/P Clerk position. Additionally, during FY 18-19 an Accounting Assistant position was eliminated. The lack of adequate staffing in the Finance Department led to improper oversight of finance operations.

Repeat Finding: This not a repeat finding.

Recommendation: We recommend that the Town fills the Finance Director position as soon as possible.

Views of responsible officials and planned corrective actions:

The Town agrees with the finding and agrees to adhere to the correction action plan on page 100.

The Town of Spring Lake

BOARD OF ALDERMEN

Taimoor Aziz, Mayor Pro Tem
James P. O'Garra, Alderman
Soñia L. Cooper, Alderwoman
Jackie Jackson, Alderwoman
Fredricka Sutherland, Alderwoman



OFFICE OF THE MAYOR

Larry G. Dobbins, Mayor

ADMINISTRATION

S. Wullenwaber, Interim Town Manager
Debora Johnson-Hudson, Town Clerk
R. Jonathan Charleston, Town Attorney

CHARTERED IN 1951

Corrective Action Plan For the Year Ended June 30, 2020

MATERIAL WEAKNESS

Finding 2020-001 Segregation of Duties

Name of contact person: Samantha Wullenwaber, Interim Town Manager

Corrective Action: The Town is currently recruiting for a new Finance Director. By filling this vacant position, the Town will be able to segregate finance duties thereby eliminating this finding.

Proposed Completion Date: June 30, 2021.

MATERIAL WEAKNESS / MATERIAL NONCOMPLIANCE

Finding 2020-002 Excess of Expenditures over Appropriations

Name of Contact Person: Samantha Wullenwaber, Interim Town Manager

Corrective Action: The Town has hired a financial consultant who is working on implementing standard operating procedures and policies targeted on budgeting and financial management. The Town will be implementing stronger financial controls to ensure that all purchases are pre-audited as required by NCGS 159-28(a).

Proposed Completion Date: The Town will implement the above procedures immediately.

MATERIAL WEAKNESS

Finding 2020-003 Bank Reconciliations

Name of contact person: Samantha Wullenwaber, Interim Town Manager

Corrective Action: The Town is currently recruiting for a new Finance Director. By filling this vacant position, the Town will be able to assign reconciliation of bank statements to the Finance Director.

Proposed Completion Date: June 30, 2021.

The Town of Spring Lake

BOARD OF ALDERMEN

Taimoor Aziz, Mayor Pro Tem
James P. O'Garra, Alderman
Soñia L. Cooper, Alderwoman
Jackie Jackson, Alderwoman
Fredricka Sutherland, Alderwoman



OFFICE OF THE MAYOR

Larry G. Dobbins, Mayor

ADMINISTRATION

S. Wullenwaber, Interim Town Manager
Debora Johnson-Hudson, Town Clerk
R. Jonathan Charleston, Town Attorney

CHARTERED IN 1951

Corrective Action Plan (continued) For the Year Ended June 30, 2020

MATERIAL WEAKNESS / MATERIAL NONCOMPLIANCE

Finding 2020-004 Preaudit Process

Name of contact person: Samantha Wullenwaber, Interim Town Manager

Corrective Action: The Town has hired a financial consultant who is working on implementing standard operating procedures and policies targeted on budgeting and financial management. The Town will be implementing stronger financial controls to ensure that all purchases are pre-audited as required by NCGS 159-28(a).

Proposed Completion Date: The Town will implement the above procedures immediately.

MATERIAL WEAKNESS

Finding 2020-005 Missing Credit Card Receipts

Name of contact person: Samantha Wullenwaber, Interim Town Manager

Corrective Action: The Town will be implementing a policy that requires all credit card receipts and supporting materials to be submitted with 10 business days of the purchase. Cardholders not in compliance will have credit card purchasing privileges suspended until all receipts are provided.

Proposed Completion Date: The Town will implement the above procedures immediately.

MATERIAL WEAKNESS

Finding 2020-006 Cell Phone Allowance Error

Name of contact person: Samantha Wullenwaber, Interim Town Manager

Corrective Action: The Finance Director will begin signing off on all payroll registers to ensure a sufficient level of checks and balances exists for the payroll function.

Proposed Completion Date: The Town will implement the above procedures immediately.

The Town of Spring Lake

BOARD OF ALDERMEN

Taimoor Aziz, Mayor Pro Tem
James P. O'Garra, Alderman
Soñia L. Cooper, Alderwoman
Jackie Jackson, Alderwoman
Fredricka Sutherland, Alderwoman



OFFICE OF THE MAYOR

Larry G. Dobbins, Mayor

ADMINISTRATION

S. Wullenwaber, Interim Town Manager
Debora Johnson-Hudson, Town Clerk
R. Jonathan Charleston, Town Attorney

CHARTERED IN 1951

Corrective Action Plan (continued) For the Year Ended June 30, 2020

MATERIAL WEAKNESS

Finding 2020-007

Invoices Not Turned in on a Timely Basis

Name of contact person: Samantha Wullenwaber, Interim Town Manager

Corrective Action: The Town will be implementing a policy that requires all invoices and supporting materials to be submitted with 10 business days of receipt of the invoice.

Proposed Completion Date: The Town will implement the above procedures immediately.

MATERIAL WEAKNESS

Finding 2020-008

Material Journal Entries

Name of contact person: Samantha Wullenwaber, Interim Town Manager

Corrective Action: The Town is actively recruiting for a new Finance Director. Once hired the new Finance Director will be tasked with implementing Standard Operating Procedures to ensure all accounting functions are performed in a timely and accurate manner.

Proposed Completion Date: June 30, 2021.

Town of Spring Lake, North Carolina
Summary Schedule of Prior Year Audit Findings
For the Year Ended June 30, 2020

Finding: 2019-001
Status: Not corrected.

Finding: 2019-002
Status: Not corrected.

Finding: 2019-003
Status: Not corrected.

Finding: 2017-001
Status: Not corrected.

Finding: 2016-001
Status: Corrected.

Finding: 2015-001
Status: Not corrected.

Finding: 2015-002
Status: Corrected.